



QUEENSLAND
**COST OF
LIVING
ACTION**

DOING WHAT MATTERS FOR QUEENSLAND

QUEENSLAND BUDGET 2024-25

BUDGET CAPITAL STATEMENT

BUDGET PAPER NO. 3



Queensland
Government

2024–25 Queensland Budget Papers

1. Budget Speech
 2. Budget Strategy and Outlook
 3. Capital Statement
 4. Budget Measures
- Service Delivery Statements
Appropriation Bills
Budget Overview
Regional Action Plans

The budget papers are available online at budget.qld.gov.au

First Nations acknowledgement

Queensland Treasury acknowledges Aboriginal peoples and Torres Strait Islander peoples as the Traditional Owners and custodians of the land. We recognise their connection to land, sea and community, and pay our respects to Elders past, present and emerging.

'Rich history, thriving future.'
artwork by David Williams of Gilimbaa.



© The State of Queensland (Queensland Treasury) 2024

Copyright

This publication is protected by the Copyright Act 1968

Licence

This document is licensed by the State of Queensland (Queensland Treasury) under a Creative Commons Attribution (CC BY 4.0) International licence.



In essence, you are free to copy, communicate and adapt this publication, as long as you attribute the work to the State of Queensland (Queensland Treasury). To view a copy of this licence, visit <http://creativecommons.org/licenses/by/4.0/>

Attribution

Content from this publication should be attributed to:

© The State of Queensland (Queensland Treasury) - 2023–24 Queensland Budget



Translating and interpreting assistance

The Queensland Government is committed to providing accessible services to Queenslanders from all cultural and linguistic backgrounds. If you have difficulty in understanding this publication, you can contact us on telephone (07) 3035 3503 and we will arrange an interpreter to effectively communicate the report to you.

Capital Statement

Budget Paper No. 3

ISSN 1445-4890 (Print)

ISSN 1445-4904 (Online)



State Budget 2024–25

Capital Statement

Budget Paper No. 3

Contents

1	Approach and highlights	1
Features		1
1.1	Introduction	3
1.2	Queensland’s infrastructure frameworks	4
1.3	Key capital projects and programs.....	6
2	2024–25 Capital program overview	19
2.1	Introduction	19
2.2	Capital purchases	20
2.3	Capital grants.....	24
3	Capital outlays by entity.....	28
3.1	Agriculture and Fisheries	28
3.2	Child Safety, Seniors and Disability Services	31
3.3	Education	33
3.4	Employment, Small Business and Training	41
3.5	Energy and Climate	43
3.6	Environment, Science and Innovation	52
3.7	Housing, Local Government, Planning and Public Works	55
3.8	Justice and Attorney-General	60
3.9	Legislative Assembly of Queensland	63
3.10	Premier and Cabinet	64
3.11	Queensland Corrective Services	65
3.12	Queensland Fire Department.....	67
3.13	Queensland Health	72
3.14	Queensland Police Service.....	78
3.15	Queensland Treasury	82
3.16	Regional Development, Manufacturing and Water	83

3.17	Resources	89
3.18	State Development and Infrastructure	90
3.19	Tourism and Sport	94
3.20	Transport and Main Roads	97
3.21	Treaty, Aboriginal and Torres Strait Islander Partnerships, Communities and the Arts.	117
3.22	Youth Justice	122

Appendix A: Entities included in capital outlays	
2024–25	123

Appendix B: Key concepts and coverage	126
--	------------

Appendix C: Capital purchases by entity by region	
2024–25	127

1 Approach and highlights

Features

- The Queensland Government is investing in a record level of economic and social infrastructure as it continues to deliver the transformational Big Build. The 2024–25 Queensland Budget will underpin the development of the state, with a total capital program of \$107.262 billion over 4 years.
- This investment will bring a generational change, creating more jobs, better communities and stronger regions. Over the 13 years to 2027–28, the government will have supported over \$225 billion in infrastructure works.
- In 2024–25, the government will invest \$27.1 billion in capital, directly supporting around 72,000 jobs. A record \$18.568 billion, or 68.5 per cent (up from 65.5 per cent in 2023–24) of this capital program will be invested outside of the Greater Brisbane region, supporting around 50,000 jobs.
- Capital expenditure on health infrastructure in 2024–25 will total \$2.167 billion with a focus on increasing bed capacity across the state. Queensland Health is committed to delivering an additional 3,378 beds by 2031–32 including more than 230 beds scheduled to come online in 2024–25. Work is continuing on the government’s \$11.215 billion Capacity Expansion Program delivering around 2,200 additional beds.
- Capital expenditure by the transport portfolio is budgeted to total \$9.494 billion in 2024–25. This includes significant capital investment in rail, with \$786 million towards the Queensland Train Manufacturing Program, \$513.6 million to continue construction work on Cross River Rail, \$500 million towards the Logan and Gold Coast Faster Rail project, \$115 million towards the Beerburrum to Nambour Rail Upgrade (Stage 1) and \$110.8 million towards the Direct Sunshine Coast Rail Line (Stage 1) funding commitment. There is also substantial ongoing investment to fund major upgrades to the Bruce Highway and the M1 Pacific Motorway, including \$650 million towards construction on Coomera Connector (Stage 1).
- In 2024–25, the government will invest \$1.274 billion to ensure that facilities in Queensland’s state schools are world-class and continue to meet demand and support contemporary learning requirements. Investment in new schools is being facilitated through the Building Future Schools Program.
- The 2024–25 Budget also includes a landmark capital investment of around \$26 billion over the four years to 2027–28 to deliver the Queensland Energy and Jobs Plan, with Queensland’s publicly-owned energy businesses leading the state’s energy transformation.
- In 2024–25, significant investments include \$712 million for Powerlink to progress CopperString 2032, \$800.7 million for Stanwell’s Wambo and Tarong West Wind Farms, \$500 million for CS Energy’s Lotus Creek Wind Farm, \$274.8 million for CleanCo’s Swanbank Battery and \$935.9 million for Queensland Hydro to progress the Borumba Pumped Hydro Energy Storage.

- Major seaport capital projects in 2024–25 include finalisation of the \$251.2 million Port of Townsville Channel Capacity Upgrade, the \$360 million expansion of the Cairns Marine Precinct, the \$116 million Northern Land Expansion at Gladstone Port and initial works for North Queensland Bulk Ports to progress the Bowen Wharf replacement project.
- Through state-owned water businesses, the Queensland Government is delivering increased water security, fortifying the flood resilience of water infrastructure and ensuring the ongoing safety and reliability of dams. Major investments in 2024–25 include \$311.1 million for the Fitzroy to Gladstone Pipeline, \$26.1 million for the Mount Crosby Flood Resilience Program, \$56 million to deliver the Toowoomba to Warwick Pipeline, and \$303.4 million towards the dam improvement programs of Sunwater, Seqwater and the Gladstone Area Water Board.
- To address ongoing pressures in the state's housing system, the government is implementing its housing plan, *Homes for Queenslanders*, backed by an investment of over \$3 billion. This represents a significant uplift on top of the already major investment in social and affordable housing, with total investment by the government for social and affordable housing infrastructure increasing to \$1.125 billion in 2024–25.
- The government is investing in initiatives to meet demand pressures facing the correctional and detention systems. This includes \$627.6 million over 5 years from 2023–24 for the new youth detention centre at the Woodford Correctional Precinct and \$97.3 million in 2024–25 to complete the \$885.3 million Lockyer Valley Correctional Centre.
- The government is continuing to implement the Women's Safety and Justice Taskforce, *Hear her voice – Report one – Addressing coercive control and domestic and family violence in Queensland* recommendations, including \$49.1 million over 4 years from 2022–23 to complete capital upgrades to court rooms.
- A key element of the government's capital program is providing grants to local governments and non-government organisations to support their work in communities across Queensland. In total, the government will provide \$4.142 billion in capital grants in 2024–25, including \$2.707 billion outside of the Greater Brisbane region. This includes more than \$1.281 billion to support the Queensland Government program of infrastructure renewal and recovery within disaster-affected communities.

1.1 Introduction

The Capital Statement presents an overview of the Queensland Government’s infrastructure delivery program and proposed capital outlays for 2024–25.

The Queensland Government is continuing to deliver its flagship Big Build capital program, investing in infrastructure to provide vital services for a growing state. The 2024–25 capital program is a record investment across a range of asset classes, regions and sectors. This includes investment in new and ongoing projects in health, transport, the clean energy transformation, education and social and affordable housing.

The \$27.1 billion of investment outlined in the 2024–25 Capital Statement is estimated to directly support around 72,000 jobs, with 50,000 of these jobs located outside of the Greater Brisbane region.

Cost pressures

Nationally, a combination of strong demand with ongoing domestic and international supply chain disruptions has resulted in increases in construction costs and prices. Queensland is not immune to these challenges.

Building construction costs in Queensland, as published in the ABS Producer Price Index, have risen by 31.2 per cent over the 3-year period ended March quarter 2024. This has been an issue not only for Queensland. Nationally, building construction costs have increased by a similar amount of 27.6 per cent over the same period.

The government has responded to these challenges by using clear assessment frameworks to ensure economic benefits and costs are understood, alternative (non-infrastructure) solutions are assessed and delivery models reflect best practice. Appropriate contingency amounts are included in project budgets to minimise uncertainty over the final cost of projects.

Where costs have increased to levels beyond project budgets, managing these costs at a program level has provided further capacity to meet cost pressures. Where program and project management practices have been exhausted, the government has provided additional funding supplementation to deliver on the government’s commitments.

Across the 2023-24 and 2024-25 budgets, supplementation of over \$2 billion has been provided for cost escalation where it could not otherwise be managed within agency budgets, including transport, housing, education and health.

The government remains committed to maximising the benefits for Queenslanders by using best practices in procurement to support local jobs and businesses and drive economic and social outcomes. The government is delivering the 2024–25 capital program in partnership with suppliers that can ensure projects deliver on best practice industrial relations, including adopting modern and progressive industrial relations practices and ensuring terms of employment are at least equivalent to best practice industry conditions.

Government must continue to provide vital services and invest in strengthening and diversifying our economy and meet the needs of a growing population in the face of these increasing costs and infrastructure capacity constraints.

1.2 Queensland’s infrastructure frameworks

The Queensland Government’s infrastructure frameworks focus on achieving robust capital planning, quality investment decisions and economic development.

The government has established the Big Build Cabinet Committee to provide oversight of the capital program. This will ensure that infrastructure programs and proposals reflect the priorities of the government and that infrastructure is delivered in line with those priorities.

The government’s infrastructure frameworks and planning processes are critical in prioritising the continued delivery of this infrastructure program. This is informed by, and responding to, the latest population projections from the Queensland Government Statistician’s Office.

State Infrastructure Strategy

The State Infrastructure Strategy (SIS) sets the vision and statewide priorities for infrastructure. It provides a framework for how the Queensland Government will plan and invest in infrastructure over the 20-year period to 2042. The SIS was developed with infrastructure providers and informed by industry and the community, aligning priorities across agencies while also seeking partnerships with all levels of government and the private sector.

State-significant priorities and initiatives focus on realising infrastructure opportunities and addressing challenges that Queensland will face into the future. Further detail on the SIS is available at www.statedevelopment.qld.gov.au by searching for State Infrastructure Strategy 2022–2042.

Regional Infrastructure Plans

Queensland is a diverse state and its regions have different priorities. Supporting the SIS, the introduction of 7 Regional Infrastructure Plans (RIPs)/Regional Infrastructure Supplements covering all of Queensland recognises the significant role infrastructure plays in catalysing regional economic resilience, growth and liveability.

As one of the SIS priority actions, these plans are being progressively developed as part of a coordinated program, alongside statutory regional plan reviews and Regional Transformation Strategies, in consultation with stakeholders (industry, peak bodies and local government) through a place-based approach to help prioritise regionally significant infrastructure needs.

Further details on RIPs are available at www.statedevelopment.qld.gov.au by searching for Regional Infrastructure Plans.

The Queensland Government Infrastructure Pipeline

The Queensland Government Infrastructure Pipeline (QGIP) provides industry with visibility of the government’s infrastructure pipeline, creating confidence and enabling workforce planning. QGIP complements the SIS and RIPs and demonstrates the government’s commitment to delivering Queensland’s infrastructure needs.

Infrastructure Proposal Development Policy

The Infrastructure Proposal Development Policy (IPDP) sets the government's objectives for planning and assessing major infrastructure, including:

- aligning agency infrastructure programs with whole-of-government objectives to maximise outcomes for the state
- supporting agencies to mature their infrastructure planning and assessment capabilities
- providing targeted assistance and assurance advice to agencies on major infrastructure proposal development
- ensuring frameworks and systems are in place and applied to give government confidence in infrastructure investment decisions.

Further details on the IPDP are available at www.statedevelopment.qld.gov.au by searching for Infrastructure Proposal Development Policy.

Project Assessment Framework

The Project Assessment Framework (PAF) is used across the Queensland Government to ensure a common and rigorous approach to assessing projects at critical stages in their development lifecycle.

The PAF is administered by Queensland Treasury and applied by government departments to evaluate proposals for infrastructure projects and proposals for the procurement of goods and services. The PAF may also be used by other government entities when developing and implementing project assessment methodologies.

Further details on the PAF are available at www.treasury.qld.gov.au by searching for Project Assessment Framework.

Business Case Development Framework

The Business Case Development Framework (BCDF) supports the implementation of the PAF by providing agencies with detailed guidance and tools to complete assessment and assurance of infrastructure proposals. The BCDF informs the development of proposals from early assessment stages through to detailed business case stage. It is scalable and can be applied to all infrastructure proposals.

The BCDF ensures that major infrastructure proposals are thoroughly assessed to provide a firm basis for government investment decisions. The BCDF guidance materials and templates are published and maintained by the Department of State Development and Infrastructure.

Further details on the BCDF are available at www.statedevelopment.qld.gov.au by searching for Business Case Development Framework.

1.3 Key capital projects and programs

Queensland Health Capacity Expansion Program

As Queensland’s population expands, so does the demand on the health system. In the 2024–25 Budget, the Queensland Government is providing a \$1 billion boost to this program to optimise patient flow within hospitals, reduce wait times and improve healthcare delivery.

Along with additional funding committed by the Australian Government and philanthropic contributions to the Queensland Cancer Centre, the Capacity Expansion Program now totals \$11.215 billion over 6 years to deliver around 2,200 additional overnight beds at 15 facilities across the Queensland health system:

- New Bundaberg Hospital
- New Coomera Hospital
- New Toowoomba Hospital
- New Queensland Cancer Centre
- Cairns Hospital expansion
- Hervey Bay Hospital expansion
- Ipswich Hospital expansion
- Logan Hospital expansion
- Mackay Hospital expansion
- Princess Alexandra Hospital expansion
- QEII Hospital expansion
- Redcliffe Hospital expansion
- Robina Hospital expansion
- The Prince Charles Hospital expansion
- Townsville University Hospital expansion.

Accelerated Infrastructure Delivery Program

Queensland Health is continuing to deliver the Accelerated Infrastructure Delivery Program to increase bed capacity by 289 overnight beds across several projects. In 2024–25, works continue at the Ripley Satellite Hospital site on the Sub-Acute Expansion and Multi-Storey Car Park, and at the Gold Coast University Hospital on the Sub-Acute Expansion.

Regional, Rural and Remote Health Infrastructure

To ensure Queenslanders receive world-class health care no matter where they live, Queensland Health continues to invest in health infrastructure, capital works and projects across regional, rural and remote Queensland. In 2024–25, the government’s continued funding of the \$943 million Building Rural and Remote Health Program (Phase 2) will see construction continue, including:

- Blackwater Multipurpose Health Service
- Camooweal Primary Health Care Centre
- Childers Multipurpose Health Service
- Cow Bay Primary Healthcare Centre
- Doomadgee Hospital
- Millmerran Multipurpose Health Service
- Moranbah Hospital Redevelopment
- Normanton Hospital
- Pormpuraaw Primary Health Care Centre
- Tara Hospital
- Staff Accommodation to support recruitment and retention in rural and remote areas
- other rural and remote investments to replace, upgrade or expand aging infrastructure, including locations at Bamaga, Chinchilla, Hughenden, Jandowae, Laidley, Richmond, Home Hill, Badu Island, Boigu, Horn Island, Laura, Biloela, Lockhart River and Boonah.

Cross River Rail

Cross River Rail is the largest transport project in South East Queensland. It is funded via a capital contribution of \$6.349 billion along with private financing of \$1.499 billion secured through a public private partnership.

This transformative transport project involves a new 10.2 kilometre rail line from Dutton Park to Bowen Hills, including 5.9 kilometres of twin tunnels under the Brisbane River and CBD and 4 new high capacity underground stations (at Boggo Road, Woolloongabba, Albert Street and Roma Street).

The Cross River Rail project is being delivered in partnership with the private sector through 2 major infrastructure packages of work: Tunnel, Stations and Development (TSD) with Pulse Consortium through a public private partnership; and Rail, Integration and Systems (RIS) through an alliance model with Unity Alliance.

The project will also support the introduction of a new world-class signalling system, the European Train Control System (ETCS), which will allow trains to run more frequently, efficiently and with improved safety.

Each of Cross River Rail's high-capacity stations will generate unique opportunities for urban renewal, economic development, inner-city precinct revitalisation and new employment.

Cross River Rail is into its fifth year of major construction, with work underway at 17 worksites across South East Queensland.

Cross River Rail is estimated to support up to 7,700 full-time equivalent jobs and 450 new apprenticeship and traineeship opportunities during construction.

Queensland Transport and Roads Investment Program

The Queensland Transport and Roads Investment Program (QTRIP) is a four-year program released annually outlining current and planned investments in transport infrastructure. QTRIP spans road, rail, bus, cycling and marine infrastructure on freight, commuter and recreational networks. QTRIP includes works for the Department of Transport and Main Roads, Queensland Rail and the Gold Coast Waterways Authority.

The program of works detailed in QTRIP 2024–25 to 2027–28 represents a \$37.4 billion investment over the 4 years. QTRIP is developed in accordance with funding allocations identified by the Queensland and Australian Governments in their annual budgets, which align to both governments' policy objectives and agendas. The strategic intent of QTRIP is shaped by state infrastructure planning processes and specific transport strategies and plans developed in accordance with state legislation.

Further details on QTRIP are available at www.tmr.qld.gov.au and by searching for QTRIP.

M1 Pacific Motorway Upgrades and Coomera Connector

A safe, efficient and reliable M1 Pacific Motorway plays an important role in driving productivity and competitiveness across South East Queensland. The program of works, jointly funded by the Queensland and Australian Governments, is delivering major projects, such as the Varsity Lakes (Exit 85) to Tugun (Exit 95) upgrade, Eight Mile Plains to Daisy Hill upgrade and the Exit 49 interchange upgrade at Pimpama. The Queensland and Australian Governments have also committed \$1 billion towards upgrades between Daisy Hill and the Logan Motorway.

The M1 program of works is complemented by the Queensland and Australian Governments' commitment of \$3.026 billion (on a 50:50 basis) to plan and construct Coomera Connector (Stage 1) between Coomera and Nerang. Coomera Connector (Stage 1) will provide an alternative route for the growing communities and commercial hubs of Helensvale and Coomera. This includes an additional \$864 million committed by both the Queensland and Australian Governments on a 50:50 basis to deliver the project. This brings the state's total contribution to \$1.513 billion, to ensure the project can be delivered for the community.

Bruce Highway Upgrades

The Bruce Highway is Queensland's major north-south freight and commuter corridor, connecting coastal population centres from Brisbane to Cairns over almost 1,700 kilometres. The Queensland Government will continue to work with the Australian Government to deliver the Bruce Highway Upgrade Program, aimed at improving safety, flood resilience and capacity along the length of the highway.

The 2024–25 capital program includes investment towards several key projects on the Bruce Highway, improving safety and access and supporting jobs across the regions, including the following example investments (noting the total budgets):

- \$1.730 billion to construct the Rockhampton Ring Road
- \$1.162 billion to construct Cooroy to Curra (Section D)
- \$948 million for the upgrade between the Gateway Motorway and Dohles Rocks Road (Stage 1)
- \$733 million funding commitment towards the upgrade between Anzac Avenue and Uhlmann Road
- \$336 million towards a bypass of Tiaro, to increase the flood immunity, safety and efficiency of the Bruce Highway
- \$290 million for the upgrade between Dohles Rocks Road and Anzac Avenue (Stage 1).

Gold Coast Light Rail (Stage 3)

The Australian Government (\$395.6 million contribution), Queensland Government (\$713.3 million contribution) and City of Gold Coast (\$110.1 million contribution) are co-funding the project, with a total project cost of \$1.219 billion.

Stage 3 of Gold Coast Light Rail will connect to the existing Gold Coast Light Rail network (from Helensvale to Broadbeach South), delivering a 6.7-kilometre extension from Broadbeach South to Burleigh Heads and providing 8 additional stations.

Logan and Gold Coast Faster Rail (Kuraby to Beenleigh) Upgrade

The Australian Government and Queensland Government have committed a total of \$5.75 billion (on a 50:50 basis) towards the Logan and Gold Coast Faster Rail (Kuraby to Beenleigh) upgrade.

To support growing population and rail patronage demand between Brisbane, Logan and the Gold Coast, the number of Beenleigh and Gold Coast train services needs to be doubled over the next 20 years. The rail line between Kuraby and Beenleigh is a capacity bottleneck on the rail corridor.

The Logan and Gold Coast Faster Rail project will increase the number of tracks from 2 to 4 and allow the free movement of both all-stops and express trains, so that more of our fastest services can run more frequently and more reliably.

The project will also improve train station accessibility by upgrading stations between Kuraby and Beenleigh, removing 5 level crossings, improving park 'n' ride facilities and providing a new continuous active travel path connecting to stations along the 20-kilometre section of upgraded tracks.

By connecting the largest centres in South East Queensland, the Gold Coast rail line will also play a significant role in servicing the travel needs of the Brisbane 2032 Olympic and Paralympic Games.

Queensland Train Manufacturing Program

The Queensland Government's Queensland Train Manufacturing Program (QTMP) was established to meet the increasing demand for rail transport in South East Queensland over the next 10 years.

The QTMP will build 65 new 6-car passenger trains at a purpose-built manufacturing facility at Torbanlea, in the Maryborough region. As part of the program, a new rail facility will also be constructed at Ormeau, in the Gold Coast region.

The QTMP will support South East Queensland's population and economic growth, as well as Cross River Rail and the Brisbane 2032 Olympic and Paralympic Games.

Construction of the facilities, trains and maintenance of the fleet will support Queensland jobs now and into the future. The program brings with it a pipeline of training and development opportunities to Queensland.

The Queensland Government has committed \$4.869 billion for the manufacturing phase of the QTMP.

Direct Sunshine Coast Rail Line (Stage 1)

The Direct Sunshine Coast Rail Line will transform travel to and from the Sunshine Coast, making the peak-hour commute by train between Brisbane and Caloundra 45 minutes faster than by car.

The Direct Sunshine Coast Rail Line will extend the South East Queensland rail network from the North Coast Line at Beerwah to Maroochydore. The first stage will see a 19-kilometre dual track built from Beerwah to Caloundra, making it the longest spur line in the south-east passenger rail network. Stage 1 will also see protection of the updated rail alignment all the way to Maroochydore and includes further planning, design and engagement with the market to confirm delivery costs and timeframes to deliver the Direct Sunshine Coast Rail Line to Birtinya. Stage 1 also includes enhancements to the bus network and new active transport facilities, to ensure communities around the Sunshine Coast have convenient and reliable connections to the stations.

The Queensland and Australian Governments have each committed \$2.75 billion to deliver the first-stage of the rail line from Beerwah to Caloundra by 2032. Stage 1 is expected to cost between \$5.5 billion to \$7 billion, with cost estimates to be finalised following further design development, market engagement and procurement.

The project is now in pre-delivery and major construction activities are expected to commence in 2026.

Beerburrum to Nambour Rail Upgrade (Stage 1)

The Beerburrum to Nambour (B2N) rail upgrade will provide a range of benefits for the community by increasing track capacity and improving reliability on the North Coast Line for passengers and freight in the growing Sunshine Coast region.

Works are progressing well on Stage 1 of B2N rail upgrade with preconstruction and design works currently underway for the main construction works. These works will duplicate the North Coast Line between Beerburrum and Beerwah, address level crossings on the alignment, expand the park 'n' ride facility in Beerburrum and undertake associated road works. B2N early works completed in August 2023 delivered new park 'n' ride facilities at Landsborough and Nambour

stations – creating 350 additional car parks, a new bus interchange at Landsborough station and a realigned one-kilometre section of Steve Irwin Way near Glass House Mountains. The timing for delivery and staging of construction works will be finalised following the completion of detailed design and after a construction contract is awarded.

The Australian and Queensland Governments have now committed \$1.004 billion towards the Beerburrum to Nambour Rail Upgrade (B2N) Stage 1, including a commitment of \$387.5 million from the Queensland Government. Future stages of the Beerburrum to Nambour Rail Upgrade will be confirmed as part of the \$6.3 million duplication study. This study will review demand to develop a blueprint for investment on the North Coast Line beyond the completion of B2N Stage 1 to 2046. The pathway to full duplication will also be considered within this study.

Social and Affordable Housing

The Queensland Government's recently announced housing plan, Homes for Queenslanders, sets a target of one million new homes by 2046, including 53,500 social homes. This is not a task the Queensland Government can deliver alone. It will work with the Australian Government and the community housing sector to deliver homes for Queenslanders.

Importantly, this new commitment reinforces previous social housing investment made by the Queensland Government. Since July 2021, the QuickStarts Queensland program has commenced 2,357 social homes, with 929 homes delivered and a further 560 homes in construction. The total social housing capital program in 2024–25 is almost 52 per cent greater than the 2023–24 housing capital program budget, including capital grants.

At the Queensland Housing Summit in October 2022, the Queensland Government boosted the Housing Investment Fund (HIF) to \$2 billion. Under the expanded HIF, \$130 million per annum is available to support an increased target of 5,600 new social and affordable home commencements by 30 June 2027. As at 30 April 2024, 846 social and affordable homes supported by the HIF have commenced. This includes 295 homes in construction and 375 homes which are delivered providing housing for approximately 675 people.

Southport Supportive Accommodation Project

As part of the 2024–25 Queensland Budget, the government has committed to the development of the Southport Supportive Accommodation Project. Importantly, this will be delivered on the Gold Coast, a region experiencing some of the greatest housing pressures across the state.

The Southport Supportive Accommodation Project will deliver approximately 200 social and affordable dwellings, subject to final design, to support people experiencing or at risk of homelessness and those experiencing housing instability. It will assist some of the community's most vulnerable cohorts including older women and women who have experienced domestic and family violence.

The Southport Supportive Accommodation Project will be underpinned by a best-practice supportive housing model. It will include wrap-around services for people with high needs and offer onsite support services to residents and specialised tenancy management support.

The Southport Supportive Accommodation Project forms part of the Queensland Government's Homes for Queenslanders plan, which is targeting 53,500 social homes by 2046, including supported accommodation places.

Government Employee Housing

In 2024–25, the Queensland Government will invest \$162.9 million to deliver secure and fit-for-purpose government employee housing in remote and regional communities, as part of its commitment to attract and retain key frontline staff.

This program will include new accommodation for staff delivering critical services, replacement or refurbishment of residences at the end of their useful life to modern design standards. It will also include the upgrade of residences to ensure they remain of an appropriate amenity for government workers in locations across Queensland.

New School Infrastructure

Through the Building Future Schools Program, the government is delivering new state schools in high-growth areas across Queensland.

The government has delivered 27 new schools since 2015 and a further 2 new schools will open in 2025.

The Department of Education is planning for the delivery of more new schools and additional classrooms to meet expected enrolment growth into the future. This year's Budget includes \$334 million over 4 years to deliver new and upgraded, fit-for-purpose, learning environments that support educational outcomes.

Queensland Energy and Jobs Plan

The Queensland Energy and Jobs Plan (QEJP) outlines the pathway over the next 10 to 15 years to transform Queensland's energy system to deliver clean, reliable and affordable power, create a platform for strong economic growth and continued investment, and support the achievement of the state's renewable energy and emissions reduction targets.

Through publicly-owned energy entities, the 2024–25 capital program continues to deliver on the QEJP with investments across a range of renewable energy, storage and network projects that will support the decarbonisation of the State's energy system, including:

- \$712 million for Powerlink to continue delivery of the CopperString 2032 transmission line from Townsville to Mt Isa, connecting the Queensland North West Minerals Province to the national electricity grid
- \$935.9 million for Queensland Hydro to progress the 2 gigawatt, 24-hour Borumba Pumped Hydro Energy Storage project
- \$500 million for CS Energy to invest in the 285 megawatt Lotus Creek Wind Farm in Central Queensland
- \$424 million for Stanwell to develop the 436.5 megawatt Tarong West Wind Farm near Kingaroy
- \$376.7 million for Stanwell to develop Stages 1 and 2 of the Wambo Wind Farm near Dalby, with a combined capacity of 506 megawatts, in partnership with global renewables developer, Cubico
- \$369.9 million for Stanwell to develop the 300 megawatt, 4-hour Central Renewable Energy Zone Battery at Stanwell Power Station – Queensland's largest grid-scale battery project

- \$274.8 million for CleanCo to continue construction of the 250 megawatt, 2-hour Swanbank Battery
- \$254.7 million for Energy Queensland to continue delivery of the Local Network Battery Plan across Queensland
- \$174.3 million for CS Energy develop the 228 megawatt Boulder Creek Wind Farm near Rockhampton
- \$131.4 million for CS Energy to develop the 200 megawatt, 2-hour Greenbank Battery.

Borumba Pumped Hydro Energy Storage

In 2023–24, the Queensland Government proceeded with the 2 gigawatt, 24-hour Borumba Pumped Hydro Energy Storage project located southwest of Gympie. This project will be delivered by the Queensland Government-owned Queensland Hydro and is a cornerstone investment of the QEJP. The project, which is subject to final approvals by the Queensland and Australian Governments, plays a fundamental role in meeting the Queensland Government's renewable energy and emission reduction targets.

The total cost to deliver the Borumba Pumped Hydro Energy Storage project is estimated to be \$14.159 billion. The 2023–24 Queensland Budget approved up to \$6 billion in equity funding over the project's construction phase. In 2024–25, Queensland Hydro is investing \$935.9 million to progress approvals, continue exploratory works and procure the main works for this project.

In addition to supporting the transition of Queensland's electricity grid towards renewables, the project will provide benefits to the local economy. The construction workforce will peak at over 2,000. Exploratory works are expected to continue through 2024–25, with main works targeted to commence in 2025.

Pioneer-Burdekin Pumped Hydro Energy Storage

In 2023–24, the Queensland Government provisioned \$1 billion of equity to support the assessment, feasibility and progress of the Pioneer-Burdekin Pumped Hydro Energy Storage project located west of Mackay. This work will continue in 2024–25, with staged construction expected to commence in 2026–27 subject to a final investment decision.

CopperString 2032

The Queensland Government is investing \$5 billion in CopperString 2032, a transmission line from Townsville to Mount Isa that will connect Queensland's North West Minerals Province to the national electricity grid. In 2024–25, Powerlink is investing \$712 million on construction works for the project.

This project, to be delivered by Queensland Government-owned Powerlink, will unlock one of Australia's largest renewable energy zones and potentially more than \$500 billion in new critical minerals in North Queensland. It will connect vast renewable wind and solar resources with critical minerals mining and processing that can be used to make batteries and renewables. CopperString 2032 has the potential to support around 800 direct jobs during construction (to 2029) and thousands more in critical minerals mining and renewable energy industries.

In October 2023, the government announced a \$1.3 billion Delivery Launch Package to progress the project, which is supporting early works and construction later in 2024. Through this package, Powerlink is establishing 100 permanent project jobs, procuring electrical equipment, undertaking

site investigations and detailed planning and design activities, and advancing site infrastructure works, including camps and access works.

This project will support the QEJP and the State's transition to clean, reliable and affordable power.

Works for Queensland

The \$1.1 billion Works for Queensland program will continue to support local governments outside South East Queensland by funding job-creating maintenance and minor infrastructure projects relating to assets owned or controlled by local governments. In 2024–25, \$124.5 million will be delivered towards Works for Queensland projects.

Disaster Resilience Program

As one of the most disaster impacted states in Australia, it is imperative to help local Queensland communities better prepare for future natural disasters. Increasing the resilience of infrastructure and investing in innovative programs to lessen the impacts of natural disasters means that communities can recover more quickly after a natural disaster strikes.

The Queensland Reconstruction Authority (QRA) will administer a suite of programs in 2024–25 aimed at promoting disaster recovery and resilience of Queensland communities.

QRA will allocate \$38.2 million in 2024–25 as part of \$95.4 million to be administered over 3 years towards high priority disaster resilience and mitigation infrastructure projects jointly funded by the Queensland and Australian Governments from Disaster Recovery Funding Arrangements efficiencies.

A further \$6.7 million is allocated in 2024–25 towards 6 projects worth \$16.8 million being delivered over 3 years, to assist recovery and post-disaster initiatives in communities significantly impacted by the South East Queensland Rainfall and Flooding event, funded by the Australian Government's Emergency Response Fund.

The \$10 million North Queensland Natural Disaster Mitigation Program will allocate \$2 million in 2024–25 to help local governments in North and Far North Queensland reduce their disaster risk and assist in reducing the growth of insurance costs for residents, businesses and the community.

Lockyer Valley Correctional Centre

In 2023, the Southern Queensland Correctional Precinct - Stage 2 was formally named the Lockyer Valley Correctional Centre in recognition of the region in which it is located. Construction of the over 1,500-bed facility commenced in early 2021 and will continue into 2024–25, with the centre forecast to commence commissioning in late 2024.

Upon completion, the \$885.3 million centre will continue to provide significant economic benefits to the Lockyer Valley region, with more than 900 operational staff required, including custodial correctional officers, trade instructors, psychologists, occupational therapists and social workers.

This new state-of-the-art facility will enable a health and rehabilitation operating model, which will help to address complex prisoner needs such as mental health and substance abuse and reduce the risk of reoffending. It will also ease overcrowding across Queensland's correctional services system and deliver a safer environment for staff, prisoners and the community.

Domestic and Family Violence Courthouse Improvements

As part of the continued response to the Queensland Women’s Safety and Justice Taskforce, *Hear her voice – Report one – Addressing coercive control and domestic and family violence in Queensland*, the Queensland Government is committed to a range of domestic and family violence (DFV) courthouse capital upgrades to support enhanced delivery of DFV services at selected locations. These capital improvements to existing courthouse infrastructure will make facilities functional, client-centred and trauma-informed and support the safety of victims of domestic and family violence attending court.

This includes \$49.1 million over 4 years from 2022–23 to complete DFV capital upgrades to Mackay, Ipswich, Cairns, Caboolture, Maroochydore, Toowoomba, Rockhampton and Brisbane courthouses, including new DFV courtrooms and safe rooms, reconfigured registry counters, public waiting areas and interview rooms, improved stakeholder facilities, public amenities and security infrastructure, to maximise victim safety.

Construction was completed at Ipswich and Caboolture Courthouses in 2023–24. Construction is anticipated to commence in 2024–25 at the remaining sites.

Youth Detention Centre

The government will continue to progress work on a new youth detention centre for Queensland. The facility will be built at the Woodford Correctional Precinct, north west of Brisbane, with a projected construction cost of \$627.6 million over 5 years from 2023–24.

Construction of the new 80-bed youth detention centre at Woodford commenced in early 2024, with Stage 1 of the centre expected to be complete by 2026.

The centre will include therapeutic design elements aimed at supporting the rehabilitation of young people and improving community safety. These include smaller, home-like accommodation units; consultation and treatment rooms; multi-purpose spaces for education, skills development, and training; and areas for physical activity. The design of the centre also considers and incorporates First Nations knowledge and culture. The Jinibara People Aboriginal Corporation provided guidance and expertise on important elements, including spaces for community, cultural connection and green spaces and landscaping.

The government is also providing additional funding for the construction of a 40-bed youth detention centre at Cairns, however expenditure for this measure is subject to commercial negotiations.

Port of Townsville Channel Capacity Upgrade

Delivery of the Townsville Channel Capacity Upgrade (TCCU), which commenced in early 2019, is nearing completion with the dredging component of works concluding in March 2024 and reclamation area works continuing throughout 2024. The TCCU, the largest infrastructure project in the port’s history, widens the shipping channel to allow access for larger vessels and facilitate future trade growth in the region.

The TCCU project is jointly funded by the Queensland and Australian Governments and the Port of Townsville Limited (POTL), and forms part of the Townsville City Deal signed in December 2016. The total project cost of the TCCU project is \$251.2 million with the Queensland Government contributing \$105 million, the Australian Government committing \$75 million, and

POTL funding the remainder. The TCCU project will continue to support the local economy and jobs, with more than 2,000 people having worked on the project to-date.

Gladstone Port Northern Land Expansion Project

The Queensland Government committed \$100 million in the 2023–24 Budget for Gladstone Ports Corporation Limited to facilitate the \$116 million Port of Gladstone Northern Land Expansion Project.

Funded through coal royalty revenues, the Northern Land Expansion Project involves construction of a bund wall for development of a new reclamation area at the port's Northern Trade Precinct near Fisherman's Landing. This development supports the release of additional land at the Port of Gladstone for prospective users and will facilitate the development of renewable energy projects such as hydrogen and other industries.

Cairns Marine Precinct – Common User Facility

The Queensland Government has committed \$180 million to deliver an expansion of the Cairns Marine Precinct with the development of a Common User Facility delivered by Far North Queensland Ports Corporation Limited. The proposed Common User Facility will include a 5,000 tonne shiplift, a new wharf, 3 hardstand areas and 2 blast and paint sheds.

The Queensland Government is working with the Australian Government, which has committed to a co-contribution of \$180 million, bringing total funding to \$360 million to progress the project.

This investment, including \$37 million in 2024–25, will help diversify the Cairns economy and take advantage of emerging commercial and defence-related opportunities for the precinct as an Australian Navy Regional Maintenance Centre. It will ensure that the Port of Cairns continues to be the leading maintenance, repair and overhaul facility in Northern Australia.

Bowen Wharf replacement project

In the 2023–24 Budget, the Queensland Government committed \$50 million from coal royalty revenues for North Queensland Bulk Ports Corporation to progress plans, designs and approvals for the replacement of the Bowen Wharf which is nearing the end of its useful life.

Following extensive consultation with stakeholders on design options, the 2024–25 Budget includes \$2 million to progress detailed design works and approvals to replace the Bowen Wharf. Construction works are planned to occur between 2025 and 2028.

Dam Improvement Program

To ensure state-owned dams continue to operate safely during extreme weather events, the 2024–25 Budget allocates \$303.4 million to the Dam Improvement Programs of Sunwater, Seqwater and Gladstone Area Water Board. This includes further planning, early and enabling works, and commencement of major improvement works.

Construction is expected to commence later this year on the Lake Macdonald Dam improvement project, with budgeted expenditure of \$71.4 million in 2024–25.

The Queensland Government has allocated \$540 million towards raising and improving Burdekin Falls Dam. The 2-metre raise will create an additional 150,000 megalitres of water supply, supporting long-term economic development in North Queensland. Sunwater is forecasting expenditure of \$73.9 million in 2024–25 to continue planning and preconstruction activities, including finalising the Environmental Impact Statement process.

The 2024–25 Budget also supports the government’s commitment to build a new Paradise Dam wall, with \$109.6 million allocated to continue planning and enabling works in 2024–25. The Queensland and Australian Governments have each committed \$600 million to the project, which will ensure safe and secure water supply to support economic growth in the Bundaberg region. Planning work and preconstruction activities will also continue for future upgrades to Somerset, Wivenhoe, North Pine and Awoonga Dams.

South West Pipeline

The \$95.2 million South West Pipeline project is nearing completion and will be the largest addition to the South East Queensland Water Grid since completion of the Northern Pipeline Interconnector in 2012.

The 24-kilometre pipeline will connect Beaudesert to the South East Queensland Water Grid to improve regional water security as well as supporting the Bromelton State Development Area. Up to 100 jobs were supported during construction which is on track to be completed in mid-2024.

Toowoomba to Warwick Pipeline (formerly the Southern Downs Drought Resilience Package)

The Queensland Government committed \$273.1 million for construction of the Toowoomba to Warwick Pipeline, part of a more than \$300 million investment into water security in the Toowoomba and Southern Downs regions. The project will provide a permanent water supply to 3,400 residents in parts of the Toowoomba region and a much-needed drought contingency supply to 24,000 residents in the Southern Downs region.

Seqwater is delivering the pipeline, with an average of 400 jobs during construction, and targeted completion in 2026–27.

Mount Crosby Flood Resilience Program

The 2024–25 Budget provides \$26.1 million of investment for projects under Seqwater’s Mount Crosby Flood Resilience Program.

This program is delivering major works to improve the flood resilience of critical infrastructure located at Mount Crosby, including the replacement and relocation of the existing East Bank substation, construction of a new 2-lane road bridge adjacent to the Mount Crosby Weir which was completed earlier this year and electrical upgrades to the East Bank Pump Station.

Fitzroy to Gladstone Pipeline

The Fitzroy to Gladstone Pipeline is a 117-kilometre raw water pipeline with capacity to transfer 30 gigalitres of water per annum from the Lower Fitzroy River to Gladstone. The pipeline will provide long term water security to Gladstone’s large industrial base and its urban areas. The pipeline is also expected to meet some early-stage water demands of the region’s emerging clean energy industry, including hydrogen.

The Queensland Government has approved \$550 million of equity funding and a capital grant of up to \$365 million in 2023–24, along with debt funding from the Gladstone Area Water Board, to complete and operationalise the pipeline which will also support an estimated 400 jobs during construction. Expenditure to 30 June 2024 is estimated at \$592 million. Gladstone Area Water Board will deliver and operate the pipeline. The pipeline is expected to be commissioned by mid-2026.

Brisbane 2032 Olympic and Paralympic Games

The 2024–25 Queensland Budget provides for total capital expenditure for Brisbane 2032 Olympic and Paralympic Games (Brisbane 2032) venues infrastructure of \$7.1 billion over the 9 years to 2032–33 to be delivered by the Games Venue and Legacy Delivery Authority, once established.

Funding contributions have been agreed between the Queensland and Australian Governments for the jointly funded \$7.1 billion venues infrastructure program to support the hosting of Brisbane 2032. The allocation of funding for specific venues projects is subject to government investment decisions following completion of project assessment activities.

Consistent with the government's response to the Sport Venue Review, the venues infrastructure program comprises the Brisbane Arena (\$2.5 billion), upgrades to the Queensland State Athletics Centre and refurbishment of the Gabba Stadium and Suncorp Stadium (\$2.7 billion), and 15 new or upgraded venues under the Minor Venues Program (\$1.9 billion). Of this, total funding of \$560.6 million is allocated for minor venues works now in procurement, including Chandler Indoor Sports Centre (\$214 million), Brisbane Aquatic Centre (\$42.5 million), Sunshine Coast Indoor Sports Centre (\$142.3 million), Sunshine Coast Mountain Bike Centre (\$13.9 million) and Sunshine Coast Stadium (\$147.9 million).

2 2024–25 Capital program overview

2.1 Introduction

In this Budget, the Queensland Government has allocated a total of \$27.1 billion in 2024–25 to provide productivity-enhancing economic and social infrastructure and a broad range of capital works projects across the state.

This investment will help create jobs, support Queensland businesses and grow the economy, including in Queensland's vital regional areas. The 2024–25 capital program is estimated to directly support around 72,000 jobs across the state.

The 2024–25 capital program comprises \$22.958 billion of purchases of non-financial assets (PNFA) and acquisitions of non-financial assets under finance leases, and \$4.142 billion of capital grants expenses.

Importantly, the 2024–25 capital program demonstrates the government's commitment to growing the state's regions, with a record \$18.568 billion, or 68.5 per cent (up from 65.5 per cent in 2023–24) of the capital program in 2024–25 to be spent outside of the Greater Brisbane region (Brisbane and Redlands, Logan and Ipswich), supporting an estimated 50,000 jobs across those regions.

The government's capital program includes a range of critical infrastructure projects in the port, rail, water and energy sectors being delivered through the state's Public Non-financial Corporations (PNFC) sector (that is, commercial entities of government, including government owned corporations).

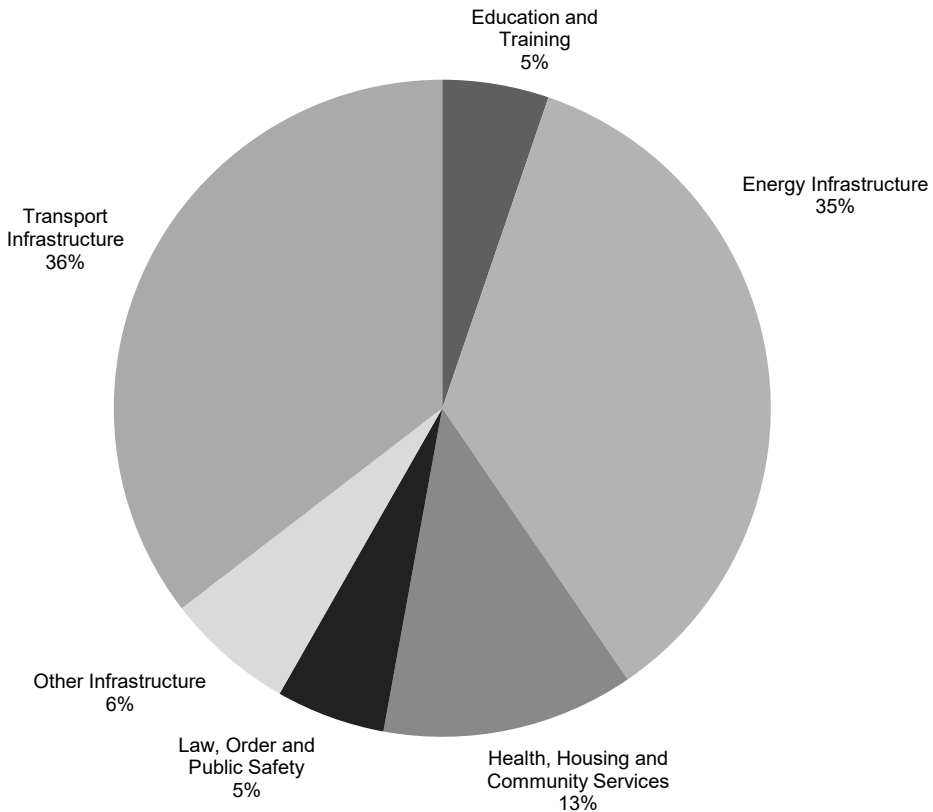
2.2 Capital purchases

The Queensland Government is continuing to provide the essential economic and social infrastructure needed to support economic growth, deliver essential services, and ensure ongoing improvements in the quality of life enjoyed by Queensland’s growing population.

The 2024–25 capital program includes \$22.958 billion of PNFA and acquisitions of non-financial assets under finance leases.

Capital purchases in 2024–25, categorised according to purpose, are outlined in Chart 1. Transport continues to account for the largest share of purchases. The significant investment in the Queensland Energy and Jobs Plan has increased the overall share of energy infrastructure to 35 per cent of capital purchases, followed by health.

Chart 1 Capital purchases by purpose 2024–25



Capital Statement 2024–25

Table 1 outlines the capital purchases by Queensland Government entity, including the 2023–24 year (estimated actual) and the Budget for 2024–25. Transport and Main Roads has the largest proportion of total capital purchases.

Table 1 Capital purchases by Queensland Government entity^{1,2,3}

Entity	2023–24 Est. Actual \$'000	2024–25 Budget \$'000
Agriculture and Fisheries	43,430	32,418
Child Safety, Seniors and Disability Services	51,735	20,952
Education	1,446,877	1,275,608
Employment, Small Business and Training	82,302	95,656
Energy and Climate		
Energy and Climate	89,477	..
Energy Generation Sector	2,118,974	4,121,091
Energy Transmission and Distribution	3,488,987	4,564,497
Environment, Science and Innovation	161,963	102,181
Housing, Local Government, Planning and Public Works	612,720	757,341
Justice and Attorney-General	48,805	75,985
Legislative Assembly of Queensland	56,322	3,646
Premier and Cabinet	331	1,060
Queensland Corrective Services	395,856	227,906
Queensland Fire Department	144,063	138,402
Queensland Health	2,114,113	2,166,612
Queensland Police Service	323,672	663,410
Queensland Treasury	5,922	40,978
Regional Development, Manufacturing and Water		
Regional Development, Manufacturing and Water	7,463	3,500
Water Distribution and Supply	920,154	1,034,256
Resources	10,007	19,107
State Development and Infrastructure	132,944	142,783
Tourism and Sport	48,857	71,969
Transport and Main Roads		
Transport and Main Roads	5,521,683	6,273,337
Port Authorities	196,819	281,321
Queensland Rail	1,149,259	1,748,048
Cross River Rail Delivery Authority	1,010,679	455,322
Treaty, Aboriginal and Torres Strait Islander Partnerships, Communities and the Arts	97,585	130,487
Youth Justice	33,110	221,114
Other agencies ⁴	2,945	886
Other adjustments ⁵	(1,239,729)	(1,112,013)
Anticipated contingency reserve ⁶	(400,000)	(600,000)
Total capital purchases	18,677,325	22,957,860

Capital Statement 2024–25

Total capital purchases breakdown	2023–24 Est. Actual \$'000	2024–25 Budget \$'000
Consisting of:		
Purchases of non-financial assets per Non-financial Public Sector Cash Flow Statement (BP2 Table 9.9)	17,482,488	22,240,712
New leases	1,194,837	717,148
Total capital purchases	18,677,325	22,957,860
Notes		
<ol style="list-style-type: none"> 1. Includes all associated statutory bodies. 2. Numbers may not add due to rounding. 3. The 2023-24 estimated actuals are presented on a post-machinery-of-government basis. 4. Includes other Government entities with non-material capital programs. 5. Representing inter-agency eliminations, movements in capital payable and receivable, funds held centrally, potential underspends in the PNFC sector and other accounting adjustments to align with Uniform Presentation Framework Statements. 6. Contingency recognises that for General Government there is likely to be under spending resulting in a carryover of capital allocations. 		

Capital Statement 2024–25

Table 2 shows capital purchases by Regional Action Plan (RAP) region and statistical area. The government's commitment to supporting growth in Queensland's vital regional areas is highlighted by the fact that \$15.861 billion (69.1 per cent) of capital purchases in 2024–25 will be spent outside of Greater Brisbane (Brisbane and Redlands, Logan and Ipswich).

Table 2 Capital purchases by RAP region and statistical area for 2024–25^{1,2}

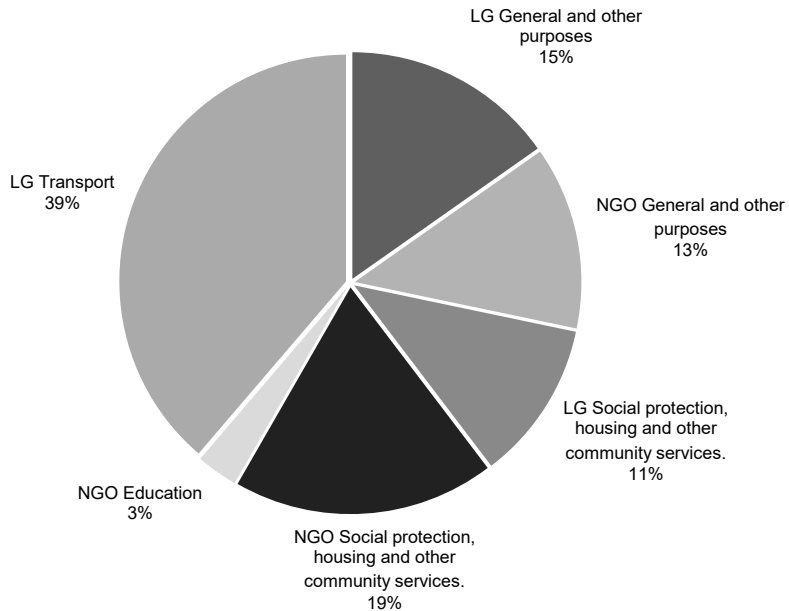
Regional Action Plan region	Capital purchases \$'000	Statistical area	Capital purchases \$'000
Brisbane and Redlands	4,201,320	301 Brisbane East	420,869
		302 Brisbane North	524,464
		303 Brisbane South	706,620
		304 Brisbane West	312,326
		305 Inner Brisbane	2,237,041
Ipswich	1,539,164	310 Ipswich	1,539,164
Wide Bay	3,293,893	319 Wide Bay	3,293,893
Darling Downs	1,605,102	307 Darling Downs Maranoa	941,858
		317 Toowoomba	663,244
Gold Coast	2,410,056	309 Gold Coast	2,410,056
Logan	1,356,433	311 Logan Beaudesert	1,356,433
Mackay-Whitsunday	1,141,720	312 Mackay	1,141,720
Outback Queensland ³	660,612	315 Outback	1,109,821
Far North Queensland ³	1,323,679	306 Cairns	874,470
Central Queensland	2,085,815	308 Central Queensland	2,085,815
Sunshine Coast	1,037,197	316 Sunshine Coast	1,037,197
Moreton Bay	1,045,672	313 Moreton Bay North	541,524
		314 Moreton Bay South	504,147
Townsville	1,257,198	318 Townsville	1,257,198
Total capital purchases			22,957,860
Notes			
1. Numbers may not add due to rounding.			
2. The anticipated capital contingency reserve and other adjustments have been spread across statistical areas proportionate to capital spends			
3. \$449,210,000 of capital purchases in Outback statistical area belong to the Far North Queensland RAP region.			

2.3 Capital grants

The Queensland Government provides a range of grants to non-government entities (i.e. not government departments or statutory bodies) and individuals for capital acquisitions.

Total capital grants are expected to be \$4.142 billion in 2024–25, with Chart 2 below outlining the capital grants to local governments (LG) and non-government organisations (NGOs).

Chart 2 Capital grants by purpose and recipient



Capital Statement 2024–25

Table 3 shows the planned expenditure on capital grants by Queensland Government entity for 2024–25. Queensland Reconstruction Authority within Queensland Fire Department has the highest proportion of capital grants, followed by Housing, Local Government, Planning and Public Works.

Table 3 Expenditure on capital grants by Queensland Government entity^{1,2}

Entity	2023–24 Est. Actual \$'000	2024–25 Budget \$'000
Agriculture and Fisheries	4,945	100
Child Safety, Seniors and Disability Services	650	7,940
Education	156,498	137,893
Employment, Small Business and Training	11,822	2,475
Energy and Climate	42,287	18,000
Environment, Science and Innovation	41,455	51,925
Housing, Local Government, Planning and Public Works	589,135	984,848
Premier and Cabinet	5,759	..
Queensland Fire Department	1,376,777	1,280,946
Queensland Police Service	..	20,786
Queensland Treasury	65,556	154,756
Regional Development, Manufacturing and Water	123,279	147,171
Resources	..	500
State Development and Infrastructure	329,947	642,610
Tourism and Sport	156,050	230,490
Transport and Main Roads		
Transport and Main Roads	534,859	678,009
Cross River Rail Delivery Authority	25,053	58,254
Treaty, Aboriginal and Torres Strait Islander Partnerships, Communities and the Arts	5,832	14,178
Other adjustments ³	70,445	(288,786)
Total capital grants	3,540,349	4,142,095
Notes		
1. Includes associated statutory bodies.		
2. Numbers may not add due to rounding.		
3. Includes assets transferred, funds held centrally and other technical accounting adjustments.		

Capital Statement 2024–25

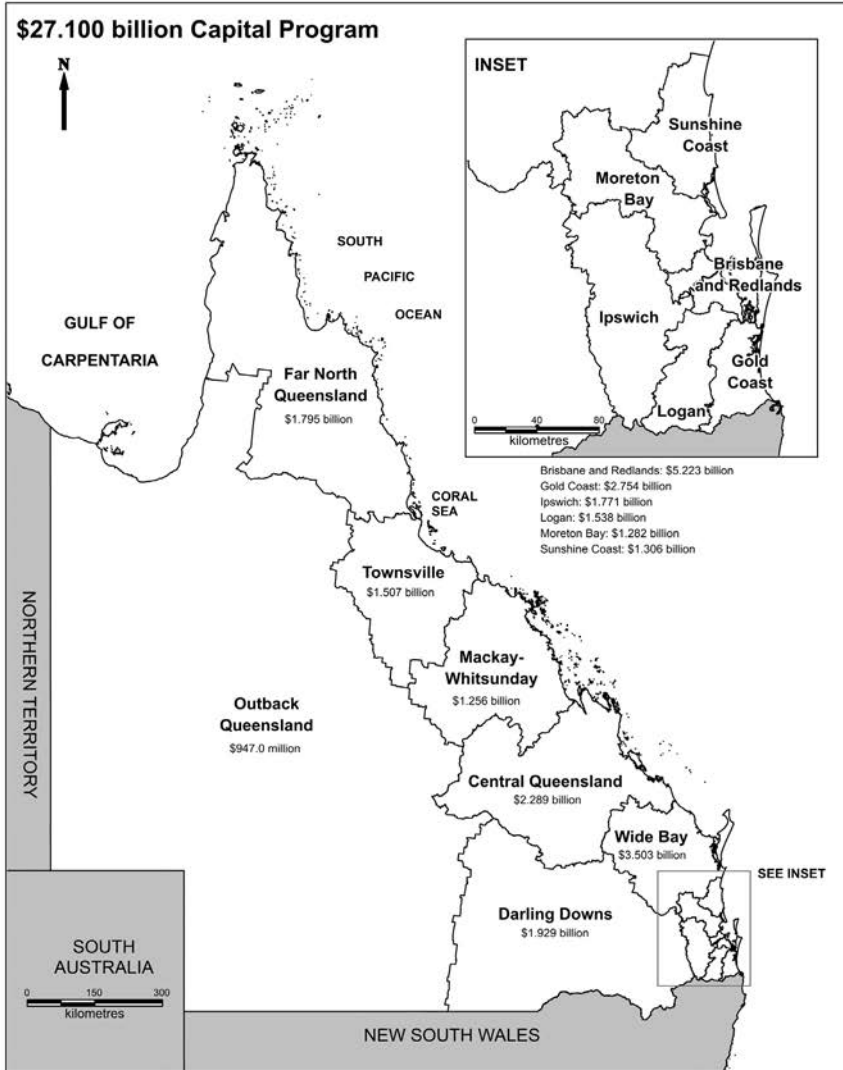
Table 4 shows expenditure on capital grants by RAP region and statistical area. The government's commitment to support growth in Queensland's vital regional areas is highlighted by the fact that \$2.707 billion (65.4 per cent) of capital grants in 2024–25 will be spent outside of Greater Brisbane (Brisbane and Redlands, Logan and Ipswich).

Table 4 Capital grants by RAP region and statistical area for 2024–25^{1,2}

Regional Action Plan region	Capital grants \$'000	Statistical area	Capital grants \$'000
Brisbane and Redlands	1,021,417	301 Brisbane East	175,186
		302 Brisbane North	148,104
		303 Brisbane South	245,915
		304 Brisbane West	75,481
		305 Inner Brisbane	376,731
Ipswich	231,503	310 Ipswich	231,503
Wide Bay	209,225	319 Wide Bay	209,225
Darling Downs	323,435	307 Darling Downs Maranoa	235,127
		317 Toowoomba	88,307
Gold Coast	344,274	309 Gold Coast	344,274
Logan	182,013	311 Logan Beaudesert	182,013
Mackay-Whitsunday	114,315	312 Mackay	114,315
Outback Queensland ³	286,418	315 Outback	483,956
Far North Queensland ³	471,166	306 Cairns	273,628
Central Queensland	202,843	308 Central Queensland	202,843
Sunshine Coast	268,497	316 Sunshine Coast	268,497
Moreton Bay	236,766	313 Moreton Bay North	105,446
		314 Moreton Bay South	131,320
Townsville	250,218	318 Townsville	250,218
Total capital grants			4,142,095
Notes			
1. Numbers may not add due to rounding.			
2. The anticipated capital contingency reserve and other adjustments have been spread across statistical areas proportionate to capital spends.			
3. \$197,538,000 of capital grants in Outback statistical area belong to the Far North Queensland RAP region.			

Chart 3 shows the distribution of the total 2024–25 capital program (capital purchases and capital grants) across the geographical regions of Queensland, as classified for Budget Paper 3 purposes.

Chart 3 Map of 2024–25 capital program by Queensland regions



Note: Boundaries are based on Regional Action Plans, 2024–25

3 Capital outlays by entity

3.1 AGRICULTURE AND FISHERIES

Department of Agriculture and Fisheries

Capital purchases and grants for the Department of Agriculture and Fisheries, reporting to the Minister for Agricultural Industry Development and Fisheries and Minister for Rural Communities are \$28.5 million for 2024-25. The department's capital program is focused on developing and upgrading departmental infrastructure to deliver outcomes for agriculture, biosecurity, fisheries and forestry.

The department has facilities located throughout rural and regional Queensland. These require continual minor works, mechanical items and plant and equipment upgrades to keep them operating effectively.

Program Highlights (Property, Plant and Equipment)

- \$5.1 million for new and replacement computer hardware to support the Infrastructure and Technology Partnership in the delivery of IT services across multiple departments.
- \$4 million to finalise long-term decisions on the future of assets formerly held by the Queensland Agricultural Training Colleges, including a new Central Queensland Smart Cropping Centre at Emerald.
- \$3.2 million for construction of infrastructure to support the Building Resilience to Manage Fruit Fly Project at Redlands Research Centre.
- \$2.3 million to continue upgrades to the department's research and operational facilities through the research facilities development, scientific equipment and minor works programs.
- \$2 million for new and replacement heavy plant and equipment including trucks, tractors, irrigators, all-terrain vehicles and other machinery.
- \$1.6 million to upgrade the Wild Dog Barrier Fence.
- \$1.4 million to upgrade infrastructure and equipment at Gatton Smart Farm.
- \$1.3 million to continue to replace and upgrade vessels and marine equipment for fisheries research and support of regulatory functions.
- \$1.3 million to develop and replace the Brands Information System.
- \$1 million for climate related initiatives across the department.
- \$965,000 to Aquaculture Transformation towards the development of a diverse aquaculture industry at Bribie Island Research Centre.
- \$769,000 to upgrade the high voltage electrical system at Hermitage Research Facility.
- \$650,000 to upgrade the fire hydrant at Gatton Research Facility.

Program Highlights (Capital Grants)

- \$100,000 to contribute towards the upgrade of adoption facilities at the Young Animal Protection Society in Cairns.

Queensland Racing Integrity Commission

Capital purchases for the Queensland Racing Integrity Commission, reporting to the Minister for State Development and Infrastructure, Minister for Industrial Relations and Minister for Racing are \$4 million for 2024-25.

Capital Statement 2024–25

Program Highlights (Property, Plant and Equipment)

- \$3.3 million for upgrades to laboratory equipment to support drug testing services.
- \$650,000 for system customisation of the Registration and Licensing Environment (RandLE).

Agriculture and Fisheries

Project	Statistical Area	Total Estimated Cost \$'000	Expenditure to 30-06-24 \$'000	Budget 2024-25 \$'000	Post 2024-25 \$'000
DEPARTMENT OF AGRICULTURE AND FISHERIES					
Property, Plant and Equipment					
Assets formerly held by Queensland Agricultural Training Colleges	308	5,850	1,621	3,984	245
Gatton Smart Farm	317	2,000	642	1,358	
Minor works	Various			422	Ongoing
Heavy plant and equipment	Various			2,048	Ongoing
Other property, plant and equipment	Various			892	Ongoing
Computer equipment	Various			5,077	Ongoing
Vessels and marine equipment	Various			257	Ongoing
Scientific equipment	Various			1,680	Ongoing
Research facilities development	Various			216	Ongoing
Longreach Office Upgrade	315	1,756	1,616	140	
Wild Dog Barrier Fence	307			1,610	Ongoing
Gatton Research Facility Fire Hydrant Upgrade	317	650		650	
Maroochy Research Facility Fire Hydrant Water Mains Upgrade	316	354	108	246	
Aquaculture Transformation	313	965		965	
Brands Information System Replacement	305	1,566	298	1,268	
Climate Initiative Program	Various	3,000		1,000	2,000
Tor Street Toowoomba Office Upgrade	317	250		250	
Tor Street Toowoomba Carbon Dioxide and Methane Isotopic Analyser	317	534	267	267	
Health and Food Science Precinct Steriliser Replacement	303	400	21	379	
Hermitage Research Facility High Voltage Electrical System	307	769		769	
Electric Vehicle Infrastructure Installation	Various	750	350	400	
Yeppoon Rigid Hull Inflatable Boat	308	344		344	
Infrastructure for the Building Resilience to Manage Fruit Fly Project	301	4,700	1,500	3,200	
Patrol Vessel Flinders Half Life Refit	306	700		700	

Capital Statement 2024–25

Agriculture and Fisheries						
Project	Statistical Area	Total Estimated Cost \$'000	Expenditure to 30-06-24 \$'000	Budget 2024-25 \$'000	Post 2024-25 \$'000	
Kingaroy Research Facility Precision Plot Planter	319	300		300		
Total Property, Plant and Equipment				28,421		
Capital Grants						
Young Animal Protection Society upgrade	306	1,000	900	100		
Total Capital Grants				100		
QUEENSLAND RACING INTEGRITY COMMISSION						
Property, Plant and Equipment						
Racing Science Centre laboratory technology upgrades	305			3,250		Ongoing
Other asset replacement	Various			97		Ongoing
Registration and licensing environment	Various	4,629	3,979	650		
Total Property, Plant and Equipment				3,997		
TOTAL AGRICULTURE AND FISHERIES (PPE)				32,418		
TOTAL AGRICULTURE AND FISHERIES (CG)				100		

3.2 CHILD SAFETY, SENIORS AND DISABILITY SERVICES

Child Safety, Seniors and Disability Services

The total capital outlay for the Department of Child Safety, Seniors and Disability Services is \$28.9 million in 2024-25.

Total capital purchases for the portfolio are \$21.0 million. These funds provide the infrastructure and systems to support our vision for Queensland's children, young people, seniors, carers and people with disability and people from culturally and linguistically diverse backgrounds to be safe, empowered in their families, communities and culture and thriving socially and economically.

Total capital grants for the portfolio are \$7.9 million. These funds include a grant to AEIOU Foundation for infrastructure projects, contributions to the establishment of a Holocaust Museum and Education Centre and a grant to BestLife Incorporated for the Helena's House project.

Program highlights (Property, Plant and Equipment)

- \$7.4 million to enhance and develop information systems and programs to provide additional system functionality, information security and contemporary technology to improve service delivery, including a continuous improvement pipeline for the Unify program.
- \$5.5 million for Child and Family Services facilities, including fit out and upgrade of Child Safety service centres and office accommodation.
- \$4.1 million in 2024-25 of a total \$4.7 million to complete major repairs and upgrade works at Forensic Disability Services House 2 to ensure optimal service capacity can be achieved.
- \$2.1 million for Disability Services facilities including upgrade, improvement and modification of accommodation facilities for Disability Services clients and fit out of office accommodation
- \$1.9 million in 2024-25 of a total \$90.3 million to finalise and complete Tranche 1 of Unify (Integrated Client Management System (ICMS) Replacement Program).

Program highlights (Capital Grants)

- \$6 million in 2024-25 of a total \$6.5 million capital grant to AEIOU Foundation as a contribution to provide infrastructure projects to support increased demand for children with autism requiring early intervention.
- \$1.6 million in 2024-25 of a total of \$2 million contribution to BestLife Incorporated for the Helena's House project to support the safe transition of young people with a disability from the family home to a living solution of their choice.
- \$390,000 in 2024-25 of a total \$3.5 million contribution to establish a Holocaust Museum and Education Centre in Brisbane to honour victims of the Holocaust and support students and the broader community to explore and understand the impact of racism.

Capital Statement 2024–25

Child Safety, Seniors and Disability Services

Project	Statistical Area	Total Estimated Cost \$'000	Expenditure to 30-06-24 \$'000	Budget 2024-25 \$'000	Post 2024-25 \$'000
DEPARTMENT OF CHILD SAFETY, SENIORS AND DISABILITY SERVICES					
Property, Plant and Equipment					
Information Systems and Technology					
Unify (Integrated Client Management System replacement) Program	Various	90,259	88,377	1,882	
Information system enhancements	Various			7,368	Ongoing
Sub-total Information Systems and Technology				9,250	
Child and Family Services					
Child and Family Services facilities	Various			5,510	Ongoing
Sub-total Child and Family Services				5,510	
Disability Services					
Forensic Disability Services House 2 major repairs and upgrade works	310	4,670	608	4,062	
Disability Services facilities	Various			2,130	Ongoing
Sub-total Disability Services				6,192	
Total Property, Plant and Equipment				20,952	
Capital Grants					
Disability Services					
AEIOU Foundation - Infrastructure Projects	Various	6,500		6,000	500
Helena's House	303	2,000	450	1,550	
Multicultural Affairs					
Holocaust Museum	305	3,500	3,110	390	
Total Capital Grants				7,940	
TOTAL CHILD SAFETY, SENIORS AND DISABILITY SERVICES (PPE)				20,952	
TOTAL CHILD SAFETY, SENIORS AND DISABILITY SERVICES (CG)				7,940	

3.3 EDUCATION

Total capital purchases for the Education portfolio (including the Department of Education and related entities) are \$1.276 billion in 2024-25. Total capital grants for the portfolio are \$137.9 million in 2024-25.

Department of Education

The 2024-25 capital purchases of \$1.274 billion includes \$1.192 billion for the construction and refurbishment of school educational facilities and early childhood education and care services. Capital works planning targets government priorities through consideration of population growth and shifts, changes in educational needs and addressing high priority needs for student and staff health and safety.

Program Highlights (Property, Plant and Equipment)

- \$342.2 million for the provision of additional facilities at existing state schools experiencing faster enrolment growth.
- \$273.2 million to replace and enhance facilities at existing schools; including \$144.8 million for critical infrastructure upgrades to create contemporary learning environments as part of the Special School Renewal, Contemporary Specialist Spaces and Discrete Indigenous Community Renewal programs.
- \$166.6 million for the Building Future Schools Program to deliver world-class learning environments for students.
- \$144.2 million as part of the strategic land acquisition fund, to acquire land for future new and expanded schools.
- \$117 million as part of the School Halls Program to boost education infrastructure investment across Queensland.

Program Highlights (Capital Grants)

- \$137.9 million is provided for the non-state schooling sector and student hostels.

Queensland Curriculum and Assessment Authority

The Authority's capital program of \$1.2 million for 2024-25 includes enhancements to software applications that support the delivery of high-quality curriculum, assessment and reporting services to Queensland schools and teachers.

Education					
Project	Statistical Area	Total Estimated Cost \$'000	Expenditure to 30-06-24 \$'000	Budget 2024-25 \$'000	Post 2024-25 \$'000

DEPARTMENT OF EDUCATION

Property, Plant and Equipment

Capital Works Program

Aitkenvale State School - Refurbish learning space	318	387	34	353	
--	-----	-----	----	-----	--

Capital Statement 2024–25

Education						
Project	Statistical Area	Total Estimated Cost \$'000	Expenditure to 30-06-24 \$'000	Budget 2024-25 \$'000	Post 2024-25 \$'000	
Annandale State School - Refurbish learning space	318	559	24	535		
Barambah Environmental Education Centre - Upgrade water reticulation	319	275		275		
Beechmont State School - Amenities upgrades	309	480		480		
Biggenden State School - Amenities upgrades	319	600		600		
Blackwater State High School - Amenities upgrades	308	600		600		
Bray Park State High School - Additional classrooms	314	20,580	1,935	14,965	3,680	
Bremer State High School - Additional specialist classrooms	310	9,647	2,914	4,408	2,325	
Buddina State School - Security fence	316	930		930		
Burnside State High School - New hall facility	316	15,657	8,849	5,008	1,800	
Bwgcorman Community School - Administration upgrades	318	8,802	4,405	2,304	2,093	
Bwgcorman Community School - New home economics building	318	7,740	3,070	4,670		
Cavendish Road State High School - Site renewal	303	420		420		
Charters Towers Central State School - Refurbish learning space	318	430	43	387		
Charters Towers State High School - Upgrade sports courts	318	430	43	387		
Claremont Special School - Additional classrooms	310	22,264	2,338	15,326	4,600	
Cleveland District State High School - Refurbish auditorium building	301	1,978	1,507	471		
Clifton State High School - Amenities upgrades	307	2,728	558	1,642	528	
Collinsville State High School - Refurbish learning space	312	559	301	258		
Coorparoo State School - Refurbish learning space	303	774		774		
Cranbrook State School - Refurbish learning space	318	344	34	310		
Cunnamulla P-12 State School - Amenities upgrades	315	640		640		
Currimundi State School - Refurbish learning space	316	860		860		

Capital Statement 2024–25

Education					
Project	Statistical Area	Total Estimated Cost \$'000	Expenditure to 30-06-24 \$'000	Budget 2024-25 \$'000	Post 2024-25 \$'000
Darling Point Special School - Additional classrooms	301	27,600	19,911	7,689	
Deception Bay State High School - Additional classrooms	313	10,839	6,326	4,513	
Discrete communities renewal	Various	36,680	10,303	14,239	12,138
Everleigh State School - New primary school	311	54,813	44,916	6,144	3,753
Flood Resilience	Various	50,000	750	5,950	43,300
Gatton State School - Security fence	307	930		930	
General and minor works - Early Childhood Education and Care ¹	Various			29,156	Ongoing
General and Minor Works - Education	Various			143,882	Ongoing
Gladstone Central State School - New hall facility	308	13,500	11,700	1,800	
Gladstone State High School - Additional specialist classrooms	308	22,500	4,304	12,196	6,000
Go for Gold (School Sports Infrastructure)	Various	71,503	4,715	29,250	37,538
Goondiwindi State High School - Additional specialist classrooms	307	673	420	253	
Gordonvale State High School - Security fence	306	1,116		1,116	
Greenlands State School - Upgrade water reticulation	307	275		275	
Griffin State School - Additional classrooms	314	22,990	3,284	16,935	2,771
Growth projects in Brisbane and Redlands	Various	179,735	11,202	96,230	72,303
Growth projects in Central Queensland	308	17,783	2,864	10,101	4,818
Growth Projects in Darling Downs - Maranoa	307	1,670		835	835
Growth projects in Far North Queensland	306	13,630	1,273	8,847	3,510
Growth projects in Gold Coast	309	65,729	1,958	43,000	20,771
Growth projects in Ipswich	310	124,451	4,601	42,511	77,339
Growth projects in Logan	311	36,001	933	18,162	16,906
Growth projects in Moreton Bay	Various	20,204	1,777	14,967	3,460
Growth projects in Queensland Outback	315	14,385	438	3,188	10,759
Growth Projects in Sunshine Coast	316	2,250		1,125	1,125
Growth projects in Wide Bay	319	14,975	1,079	5,475	8,421
Hall projects in Brisbane and Redlands	Various	49,308	437	9,425	39,446
Hall projects in Darling Downs - Maranoa	307	20,792	360	7,354	13,078
Hall projects in Far North Queensland	306	11,632	299	3,510	7,823
Hall projects in Gold Coast	309	9,977	177	3,527	6,273

Capital Statement 2024–25

Education						
Project	Statistical Area	Total Estimated Cost \$'000	Expenditure to 30-06-24 \$'000	Budget 2024-25 \$'000	Post 2024-25 \$'000	
Hall projects in Ipswich	310	16,702	322	5,400	10,980	
Hall projects in Logan	311	34,571	416	12,331	21,824	
Hall projects in Mackay - Whitsunday	312	17,226	180	4,515	12,531	
Hall projects in Townsville	318	31,685	1,118	14,307	16,260	
Happy Valley State School - Security fence	315	930		930		
Hilder Road State School - Security fence	304	930		930		
Hopevale Campus of Cape York Aboriginal Australian Academy - Refurbish learning space	315	1,462		1,462		
Indooroopilly State High School - Security fence	304	1,209		1,209		
Indooroopilly State School - Administration upgrades	304	22,045	604	6,885	14,556	
Indooroopilly State School - Site renewal	304	440	80	360		
Inglewood State School - Additional specialist classrooms	307	741	401	340		
Ipswich East State School - Security fence	310	930		930		
Ipswich State High School - Amenities upgrades	310	840		840		
James Nash State High School - Security fence	319	1,116		1,116		
Kalbar State School - Amenities upgrades	310	320	12	308		
Kenmore South State School - Additional classrooms	304	14,286	7,777	6,509		
Kepnock State High School - Additional specialist classrooms	319	14,850	7,764	3,000	4,086	
Kilcoy State High School - New hall facility	313	10,835	8,855	1,980		
Kilkivan State School - Covered area over courts	319	849	428	421		
Koumala State School - Amenities upgrades	312	731		731		
Land acquisition	Various			144,225	Ongoing	
Laura State School - Amenities upgrades	315	360	60	300		
Lockyer District State High School - Security fence	307	1,116		1,116		
Marburg State School - Amenities upgrades	310	560		560		
Miami State School - Site renewal	309	360		360		
Millmerran State School - Amenities upgrades	307	3,127	798	1,689	640	
Mirani State High School - Refurbish learning space	312	1,892	172	1,720		

Capital Statement 2024–25

Education					
Project	Statistical Area	Total Estimated Cost \$'000	Expenditure to 30-06-24 \$'000	Budget 2024-25 \$'000	Post 2024-25 \$'000
Miriam Vale State School - Amenities upgrades	308	308		308	
Moranbah East State School - Additional classrooms	312	10,762	3,160	3,002	4,600
Moranbah State High School - Additional classrooms	312	12,277	4,181	6,256	1,840
Morningside State School - Amenities upgrades	305	720		720	
Mornington Island State School - Refurbish learning space	315	568		568	
Mount Gravatt East State School - Carpark upgrade	303	1,290	91	1,199	
Mount Gravatt State High School - Amenities upgrades	303	720		720	
Mount Isa Central State School - Refurbish learning space	315	568	43	525	
Mundingburra State School - Refurbish learning space	318	568	52	516	
Nerang State High School - Upgrade existing hall facility	309	8,937	173	6,336	2,428
New primary school in Bellbird Park	310	77,636	67,794	3,485	6,357
New primary school in Park Ridge	311	84,337	44,340	22,240	17,757
New schools ²	Various	300,752	5,816	52,228	242,708
New secondary school in Collingwood Park	310	115,467	34,929	40,696	39,842
Northern Peninsula Area State College - Senior Campus - Site renewal and amenities upgrade	315	1,500	182	1,318	
Oakleigh State School - New hall facility	305	8,730	1,290	7,440	
One Mile State School - Amenities upgrades	319	1,600		1,600	
Palmview State Secondary College - New secondary school	316	99,534	52,350	14,728	32,456
Pialba State School - Amenities upgrades	319	560		560	
Pimlico State High School - Refurbishment of specialist classrooms and water reticulation upgrade	318	953	100	853	
Proserpine State School - Carpark upgrade	312	1,135	34	1,101	
Queensland Pathways State College - Townsville Campus - Site renewal	318	800	518	282	
Rathdowney State School - Amenities upgrades	311	1,200		1,200	
Redlynch State College - New hall facility	306	12,842	297	6,622	5,923

Capital Statement 2024–25

Education					
Project	Statistical Area	Total Estimated Cost \$'000	Expenditure to 30-06-24 \$'000	Budget 2024-25 \$'000	Post 2024-25 \$'000
Richmond State School - Refurbish learning space	315	568	26	542	
Ripley Central State School - New primary school	310	64,107	51,854	9,438	2,815
Rockhampton Special School - Additional classrooms	308	15,296	11,277	4,019	
Sarina State High School - Refurbish learning space	312	5,568	620	4,948	
Scenic Shores State School - New primary school	301	63,967	54,996	7,735	1,236
School infrastructure enhancement	Various			20,000	Ongoing
School playground and tuckshop upgrades	Various	102,296	9,555	26,219	66,522
School Subsidy Scheme	Various			12,740	Ongoing
School Upgrade Fund ³	Various	46,387	8,387	15,000	23,000
Seville Road State School - Refurbish learning space	303	1,376		1,376	
Shovel Ready Program - Various minor works	Various	48,025	45,900	2,125	
Special school renewal	Various	166,812	18,278	38,640	109,894
Springfield Central State School - Site renewal	310	800	280	520	
Springfield Lakes State School - Site renewal	310	1,040	620	420	
Swayneville State School - Carpark upgrade	312	344	65	279	
Tagai State College - Kubin Campus - Upgrade water reticulation	315	550		550	
Tagai State College - Mabuiag Island Campus - Upgrade water reticulation	315	550		550	
Tagai State College - Poruma Campus - Upgrade water reticulation	315	550		550	
Tagai State College - Saibai Island Campus - Upgrade water reticulation	315	550		550	
Tagai State College - St Pauls Campus - Upgrade water reticulation	315	550		550	
Tagai State College - Thursday Island Primary Campus - Amenities upgrades	315	800	480	320	
Tagai State College - Thursday Island Secondary - Amenities upgrades	315	860		860	
Tagai State College - Yam Island Campus - Upgrade water reticulation	315	550		550	
Taranganba State School - Refurbish learning space	308	602		602	

Capital Statement 2024–25

Education					
Project	Statistical Area	Total Estimated Cost \$'000	Expenditure to 30-06-24 \$'000	Budget 2024-25 \$'000	Post 2024-25 \$'000
The Willows State School - Refurbish learning space	318	559	43	516	
Toooloa State High School - Additional classrooms	308	14,193	4,993	9,200	
Townsville South State School - Refurbish learning space	318	387	26	361	
Trinity Bay State High School - New hall facility	306	14,832	6,562	4,390	3,880
Upper Brookfield State School - Amenities upgrades	304	960		960	
Veresdale Scrub State School - Refurbish learning space	311	1,290		1,290	
Warwick State High School - Amenities upgrades	307	602		602	
Western Cape College - Mapoon - Amenities upgrades	315	640	152	488	
William Ross State High School - Security fence	318	1,116		1,116	
Wilston State School - New hall facility	305	17,575	5,340	8,375	3,860
Wishart State School - Additional classrooms	303	10,202	6,272	3,930	
Woodcrest State College - Security fence	310	1,674		1,674	
Wowan State School - Amenities upgrades	308	890	623	267	
Yandina State School - New hall facility	316	11,973	1,012	6,573	4,388
Yarrabah State School - Secondary Campus - Amenities upgrades	306	640		640	
Youth Engagement	Various	27,875		14,750	13,125
Sub-total Capital Works Program				<u>1,192,380</u>	
Plant and Equipment					
Education plant and equipment	Various			82,028	Ongoing
Total Property, Plant and Equipment				<u>1,274,408</u>	
Capital Grants					
Capital grants - Education	Various			137,893	Ongoing
Total Capital Grants				<u>137,893</u>	

Capital Statement 2024–25

Education					
Project	Statistical Area	Total Estimated Cost \$'000	Expenditure to 30-06-24 \$'000	Budget 2024-25 \$'000	Post 2024-25 \$'000
QUEENSLAND CURRICULUM AND ASSESSMENT AUTHORITY					
Property, Plant and Equipment					
Plant and Equipment - Queensland Curriculum and Assessment Authority	Various			1,200	Ongoing
Total Property, Plant and Equipment				1,200	
TOTAL EDUCATION (PPE)				1,275,608	
TOTAL EDUCATION (CG)				137,893	

Notes:

1. Includes funding for the Aurukun and Kowanyama early years hub.
2. Refers to funding allocated for four new schools (primary schools in the Caloundra South, Ripley, and Holmview, and secondary school in Park Ridge).
3. Australian Government funding received to provide more equitable access to resources to support schools to help keep students and school staff safe, and get students' education back on track after disruptions caused by COVID-19.

3.4 EMPLOYMENT, SMALL BUSINESS AND TRAINING

EMPLOYMENT, SMALL BUSINESS AND TRAINING

In 2024-25, the Employment, Small Business and Training portfolio, including TAFE Queensland, has capital purchases of \$95.7 million and capital grants of \$2.5 million.

Department of Employment, Small Business and Training

The 2024-25 capital program for the Department of Employment, Small Business and Training of \$80.5 million includes \$78 million of capital purchases and \$2.5 million of capital grants for the continued delivery of the Equipping TAFE for Our Future program.

Program Highlights (Property, Plant and Equipment)

- \$41.4 million for the delivery of the Annual Training Infrastructure Program including building and fire compliance works and asset lifecycle condition upgrades for various TAFE locations across Queensland. The program focuses on improving safety, sustainability and resilience by the renewal and upgrades of roofs, roads, carpark, electrical works, building management and heating, ventilation and air conditioning systems.
- \$14.8 million for the commencement and delivery of the Great Barrier Reef International Marine College expansion project.
- \$11.9 million for the continued delivery of Equipping TAFE for Our Future Eagle Farm Robotics and Advanced Manufacturing Centre project (noting that the Annual Training Infrastructure Program funding also contributes to Equipping TAFE for Our Future Program).
- \$9.8 million for the continued delivery of TAFE Technology Fund projects including Loganlea clinical skills laboratory, Pimlico visual arts precinct and Thursday Island health hub.

Program Highlights (Capital Grants)

- \$2.5 million for the continued delivery of Equipping TAFE for Our Future grant project for the Central Queensland University Rockhampton Campus Consolidation and Training Centre.

Capital Statement 2024–25

Employment, Small Business and Training

Project	Statistical Area	Total Estimated Cost \$'000	Expenditure to 30-06-24 \$'000	Budget 2024-25 \$'000	Post 2024-25 \$'000
DEPARTMENT OF EMPLOYMENT, SMALL BUSINESS AND TRAINING					
Property, Plant and Equipment					
Equipping TAFE for Our Future					
Eagle Farm Robotics and Advanced Manufacturing Centre	302	40,020	28,096	11,924	
Great Barrier Reef International Marine College expansion	306	16,000	1,200	14,800	
TAFE Technology Fund					
Pimlico visual arts precinct	318	4,500	700	3,800	
Loganlea clinical skills laboratory	311	3,800	284	3,516	
Thursday Island health hub	315	3,500	1,000	2,500	
Annual Training Infrastructure Program	Various			41,417	Ongoing
Total Property, Plant and Equipment				<u>77,957</u>	
Capital Grants					
Central Queensland University Rockhampton Campus Consolidation and Training Centre	308	8,400	5,925	2,475	
Total Capital Grants				<u>2,475</u>	
TAFE QUEENSLAND					
Property, Plant and Equipment					
Training and operational equipment acquisition, replacement and modernisation					
Rolling replacement program	Various			4,794	Ongoing
Modernisation and reinvigoration projects	Various			6,699	Ongoing
Product development	Various			5,706	Ongoing
Aviation Australia capital program	Various			500	Ongoing
Total Property, Plant and Equipment				<u>17,699</u>	
TOTAL EMPLOYMENT, SMALL BUSINESS AND TRAINING (PPE)				<u>95,656</u>	
TOTAL EMPLOYMENT, SMALL BUSINESS AND TRAINING (CG)				<u>2,475</u>	

3.5 ENERGY AND CLIMATE

The Energy and Climate Portfolio includes the Department of Energy and Climate and the energy government owned corporations reporting to the Minister for Energy and Clean Economy Jobs. The portfolio's capital program for 2024-25 is \$8.686 billion. The portfolio's capital grants for 2024-25 are \$18 million.

Department of Energy and Climate

Total capital grants for the Department of Energy and Climate are \$18 million in 2024-25.

Program Highlights (Capital Grants)

- \$10 million to support communities in seizing industry development opportunities presented by global decarbonisation as part of the Regional Economic Futures Fund.
- \$8 million to support businesses to purchase energy efficient appliances and equipment, smart technology and energy management systems to reduce their energy costs as part of the Queensland Business Energy Savings and Transformation program (QBEST).

CleanCo Queensland Limited

Total capital expenditure planned for 2024-25 is \$452.1 million. CleanCo's capital program is focused on building new renewable energy and firming, maintaining existing assets and enhancing trading and asset management systems.

Program Highlights (Property, Plant and Equipment)

- \$274.8 million to build, own and operate the 250-megawatt, 2-hour Swanbank Battery, as part of the Swanbank Future Clean Energy Hub.
- \$92 million to progress the development of new wind and solar farms in Central Queensland.
- \$31.2 million to maintain existing generation assets.
- \$26.7 million to undertake a major overhaul at Swanbank E Power Station and to procure components for the next major overhaul at Wivenhoe Power Station.

CS Energy Limited

Total capital expenditure planned for 2024-25 is \$1.126 billion. This reflects CS Energy's continued commitment to expanding its renewable energy and firming portfolio and the ongoing reliability and efficiency of existing generation assets.

Program highlights (Property, Plant and Equipment)

- \$674.3 million to develop the 285-megawatt Lotus Creek Wind Farm and 228-megawatt Boulder Creek Wind Farm.
- \$306 million to progress the 400-megawatt Brigalow hydrogen-ready gas peaking plant and 200-megawatt, 2-hour Greenbank Battery.
- \$108.3 million to replace and refurbish existing infrastructure at Callide Power Station to ensure continued reliability of supply to Queensland and the National Electricity Market.
- \$25.5 million to replace and refurbish existing infrastructure at Kogan Creek Power Station to ensure continued reliability of supply to Queensland and the National Electricity Market.

Energy Queensland Limited

Total capital expenditure planned for 2024-25 is \$2.683 billion. This forms part of Energy Queensland's commitment to providing safe, secure and reliable electricity to all Queensland customers. The capital program aims to improve and reinforce electricity supplies across Queensland to meet customer needs, and to support the transformation of Queensland's energy system to deliver clean, reliable and affordable energy.

Program Highlights (Property, Plant and Equipment)

- \$254.7 million to continue delivery of the Local Network Battery Plan across Queensland.
- \$54.8 million to decarbonise isolated communities.
- \$53 million to establish a new substation at Bells Creek Central to support regional growth.
- \$44.5 million to upgrade the gas-fired Barcaldine Power Station.
- \$25.4 million to redevelop the depot and training facilities at Rocklea.
- \$16.3 million to refurbish the Ergon Energy Cairns operational depot.
- \$15.3 million to refurbish the Mossman Substation.
- \$12.4 million upgrade the 66-kilovolt Cannonvale to Jubilee Pocket powerline.
- \$10 million to progress a Local Renewable Energy Zone Pilot Project.

Powerlink Queensland

Total capital expenditure planned for 2024-25 is \$1.881 billion. Powerlink Queensland's capital program is focused on the delivery of CopperString 2032, the Queensland Energy and Jobs Plan SuperGrid Stage 1, and the replacement of equipment and assets to ensure the continued reliable supply of electricity.

Program Highlights (Property, Plant and Equipment)

- \$712 million for the CopperString 2032 project, to construct a transmission line from Townsville to Mt Isa to connect the Queensland North West Minerals Province to the national electricity grid.
- \$109.4 million for QEJP SuperGrid Stage 1 projects which include early works and the construction of transmission lines and connections to and from the Borumba PHES.
- \$40.8 million to replace the Advance Energy Management System to ensure continuing effective management of the transmission network in real time.
- \$20 million to construct the Gladstone Transmission Training Hub to deliver regional employment and training opportunities and support the growth of the network.
- \$14.2 million to upgrade infrastructure on the Davies Creek to Bayview Heights Transmission Line to ensure continued reliability of supply to the surrounding area.
- \$8.9 million to replace primary plant at the Lilyvale Substation in Central Queensland to ensure continued reliability of supply to the surrounding area.
- \$4.8 million to construct the Calvale to Calliope River 275 kilovolt Transmission Line, supporting reinforcement of the transmission network in the Gladstone region.

Queensland Hydro Pty Ltd

Total capital expenditure planned for 2024-25 is \$974.4 million. This includes progress of approvals, exploratory works, and procurement for the main works of the Borumba Pumped Hydro Energy Storage project.

Capital Statement 2024–25

Program Highlights (Property, Plant and Equipment)

- \$935.9 million to continue progress on environmental approvals and procurement for exploratory works and main works for the 2-gigawatt, 24-hour Borumba Pumped Hydro Energy Storage project.
- \$38.5 million for early works for the Pioneer-Burdekin Pumped Hydro Energy Storage project.

Stanwell Corporation Limited

Total capital expenditure planned for 2024-25 is \$1.568 billion. This reflects Stanwell's commitment to delivering a balanced portfolio for the future, through investment in the reliability and efficiency of its generation plant, along with new renewable generation and energy storage.

Program Highlights (Property, Plant and Equipment)

- \$424 million for the 436.5-megawatt Tarong West Wind Farm.
- \$376.7 million for Stage 1 and Stage 2 of the Wambo Wind Farm, with a combined capacity of 506-megawatts.
- \$369.9 million for the 300-megawatt, 4-hour Central Renewable Energy Zone Battery.
- \$131.4 million to replace and refurbish existing infrastructure at Tarong Power Station to ensure the continued reliability of supply to Queensland and the National Electricity Market.
- \$116.4 million for the 300-megawatt, 2-hour Southern Renewable Energy Zone Battery.
- \$52.9 million to replace and refurbish existing infrastructure at Stanwell Power Station to ensure the continued reliability of supply to Queensland and the National Electricity Market.
- \$29.7 million for the Future Energy and Innovation Training Hub (FEITH).

Energy and Climate

Project	Statistical Area	Total Estimated Cost \$'000	Expenditure to 30-06-24 \$'000	Budget 2024-25 \$'000	Post 2024-25 \$'000
---------	------------------	--------------------------------	-----------------------------------	--------------------------	------------------------

DEPARTMENT OF ENERGY AND CLIMATE

Capital Grants

Regional Economic Futures Fund	Various	163,750		10,000	153,750
Queensland Business Energy Saving and Transformation Program (QBEST)	Various	13,000	5,000	8,000	
Total Capital Grants				18,000	

CLEANCO QUEENSLAND LIMITED

Property, Plant and Equipment

New Renewables

Central Queensland renewable projects	308			91,998	Ongoing
Swanbank Battery Storage	310	403,394	128,633	274,761	
Sub-total New Renewables				366,759	

Existing Plant and Offices

Wivenhoe major overhauls	310			5,620	Ongoing
--------------------------	-----	--	--	--------------	---------

Capital Statement 2024–25

Energy and Climate						
Project	Statistical Area	Total Estimated Cost \$'000	Expenditure to 30-06-24 \$'000	Budget 2024-25 \$'000	Post 2024-25 \$'000	
Wivenhoe other projects	310			7,966		Ongoing
Swanbank E major overhauls	310			21,097		Ongoing
Swanbank E other projects	310			4,911		Ongoing
Kareeya Hydro other projects	306			11,595		Ongoing
Barron Gorge Hydro other projects	306			5,737		Ongoing
Koombooloomba Dam other projects	306			944		Ongoing
Other corporate projects	305			13,036		Ongoing
Brisbane Office lease	305	7,531		7,531		
Kogan North Gas Fields development	307	62,416	13,951	6,934		41,531
Sub-total Existing Plant and Offices				85,370		
Total Property, Plant and Equipment				452,129		
CS ENERGY LIMITED						
Property, Plant and Equipment						
New Renewables and Firming						
Lotus Creek Wind Farm	312	1,305,389		500,000		805,389
Brigalow Hydrogen-ready Gas Peaking Plant	307	642,376	49,140	174,585		418,651
Boulder Creek Wind Farm	308	406,901	85,914	174,341		146,647
Greenbank Battery	311	325,403	194,000	131,403		
Sub-total New Renewables and Firming				980,328		
Callide Power Station enhancements, overhauls, refurbishment and rebuild	308			108,267		Ongoing
Kogan Creek Power Station enhancements, overhauls and refurbishment	307			25,539		Ongoing
Upgrade of corporate information technology systems	305			8,571		Ongoing
Callide energy transformational learning hub	308	2,500		2,500		
Kogan Creek Mine developments and refurbishment	307			1,020		Ongoing
Total Property, Plant and Equipment				1,126,226		
ENERGY QUEENSLAND LIMITED						
Property, Plant and Equipment						
System augmentation						
Network augmentation - Cairns	306			24,818		Ongoing
Network augmentation - Darling Downs	307			6,204		Ongoing
Network augmentation - Central Queensland	308			6,204		Ongoing

Capital Statement 2024–25

Energy and Climate						
Project	Statistical Area	Total Estimated Cost \$'000	Expenditure to 30-06-24 \$'000	Budget 2024-25 \$'000	Post 2024-25 \$'000	
Network augmentation - Mackay	312			24,818		Ongoing
Network augmentation - Outback Queensland	315			24,818		Ongoing
Network augmentation - Toowoomba	317			12,409		Ongoing
Network augmentation - Townsville	318			24,818		Ongoing
Network augmentation - Wide Bay	319			12,409		Ongoing
Network augmentation - Brisbane	305			80,144		Ongoing
Network augmentation - Sunshine Coast	316			30,889		Ongoing
Network augmentation - Ipswich	310			11,075		Ongoing
Network augmentation - Gold Coast	309			25,758		Ongoing
Microgrid Pilot Projects	306			4,280		Ongoing
Bells Creek Central - Establish 132/11 kilovolt Zone Substation	316	109,755	6,705	53,008	50,041	
Cannonvale-Jubilee Pocket 66 kilovolt reinforcement	312	52,796	40,370	12,426		
Establish 33/11 kilovolt Zone Substation at Petrie	314	22,744	2,388	5,531	14,825	
System replacements						
Network replacement - Cairns	306			111,273		Ongoing
Network replacement - Darling Downs	307			27,818		Ongoing
Network replacement - Central Queensland	308			27,818		Ongoing
Network replacement - Mackay	312			111,273		Ongoing
Network replacement - Outback Queensland	315			111,273		Ongoing
Network replacement - Toowoomba	317			55,637		Ongoing
Network replacement - Townsville	318			111,273		Ongoing
Network replacement - Wide Bay - Ergon	319			55,637		Ongoing
Network replacement - Brisbane	305			138,053		Ongoing
Network replacement - Gold Coast	309			40,353		Ongoing
Network replacement - Ipswich	310			20,963		Ongoing
Network replacement - Sunshine Coast	316			38,417		Ongoing
Network replacement - Wide Bay - Energex	319			4,285		Ongoing
Barcardine Substation Refurbishment	315	12,590	7,608	4,517	465	
Biloela Substation Refurbishment	308	18,090	1,724	2,942	13,425	
Caboolture Zone Substation Refurbishment	313	14,018	148	1,928	11,942	
Cape River Substation Replacement	318	15,000	3,269	5,363	6,369	
East Bundaberg Substation refurbishment	319	22,591	7,772	2,470	12,349	
Emerald Comet Substation upgrade	308	6,730	4,003	1,218	1,508	

Capital Statement 2024–25

Energy and Climate						
Project	Statistical Area	Total Estimated Cost \$'000	Expenditure to 30-06-24 \$'000	Budget 2024-25 \$'000	Post 2024-25 \$'000	
Establish 33 kilovolt feeder (Kilcoy to Woodford)	313	26,523	17,021	1,838	7,664	
Establish new Mount Crosby East Substation	310	22,290	9,776	5,408	7,106	
Childers - Gayndah - line rebuild	319	82,390	60,894	21,496		
Kilkivan Substation Replacement	319	35,128	25,240	3,435	6,453	
Establish new Kleinton Substation	317	16,092	1,093	2,127	12,872	
Mossman Substation, transmission plant and sections of timber feeder replacement	306	45,498	20,452	15,319	9,726	
Rebuild Maleny Substation	316	16,424	5,478	3,270	7,677	
Rebuild Pialba Substation	319	22,591	12,409	3,801	6,382	
Rebuild Rosewood Substation	310	12,986	1,763	3,546	7,677	
Replace 11 kilovolt switchgear Nudgee Substation	302	14,899	10,913	1,473	2,512	
Replace 66 kilovolt outdoor switchgear at Garbutt	318	38,250	31,853	5,042	1,355	
Replace circuit breakers at Lindum Substation	301	13,511	1,019	1,238	11,254	
Rockhampton Glenmore Substation Refurbishment	308	10,158	876	853	8,428	
Rockhampton South Substation Refurbishment	308	13,800	1,811	2,781	9,208	
Stradbroke Island Transformer Replacement	301	12,994	7,233	1,540	4,221	
Tarampa Substation Upgrade	310	12,105	1,807	1,381	8,917	
Telco Ethernet Replacement Parcel 2	Various	13,205	1,402	5,327	6,476	
West Toowoomba 11 kilovolt Plant Replacement	317	19,192	14,744	2,242	2,206	
Network connections						
Network Connections - Brisbane	305			66,675	Ongoing	
Network Connections - Gold Coast	309			14,925	Ongoing	
Network Connections - Sunshine Coast	316			20,112	Ongoing	
Network Connections - Ipswich	310			7,951	Ongoing	
Network Connections - Ergon Energy	Various			126,217	Ongoing	
Non-system						
Tools and equipment – Energex	Various			3,565	Ongoing	
Tools and equipment - Ergon Energy	Various			9,304	Ongoing	
Vehicles - Energex	Various			53,123	Ongoing	
Vehicles - Ergon Energy	Various			86,675	Ongoing	
Property program - Ergon funded	Various			30,276	Ongoing	

Capital Statement 2024–25

Energy and Climate						
Project	Statistical Area	Total Estimated Cost \$'000	Expenditure to 30-06-24 \$'000	Budget 2024-25 \$'000	Post 2024-25 \$'000	
Property and buildings program - Energex funded	Various			60,329	Ongoing	
Ergon Energy Cairns operational depot redevelopment	306	51,151	34,823	16,328		
Rocklea depot & training facility redevelopment	303	38,928	6,100	25,447	7,380	
ICT						
Digital office capital expenditure - Energy Queensland	Various			183,820	Ongoing	
Alternative control services						
Customer initiated works - Brisbane	305			50,092	Ongoing	
Customer initiated works - Gold Coast	309			10,929	Ongoing	
Customer initiated works - Ipswich	310			6,375	Ongoing	
Customer initiated works - Sunshine Coast	316			20,037	Ongoing	
Customer initiated works - Wide Bay	319			3,643	Ongoing	
Customer initiated works - Ergon Energy	Various			76,496	Ongoing	
Non-regulated						
Ergon Energy Retail information communications and technology	305			8,323	Ongoing	
Metering Dynamics	305			61,948	Ongoing	
Other isolated systems capital work	Various			55,229	Ongoing	
Yurika infrastructure services - build, own, operate and maintain	Various			7,001	Ongoing	
Barcardine Power Station Upgrade	315	75,396	8,652	44,483	22,261	
Network Battery Plan	Various			254,663	Ongoing	
Local Renewable Energy Zone pilot	318			10,000	Ongoing	
Isolated Communities Decarbonisation	315			54,794	Ongoing	
Total Property, Plant and Equipment				<u>2,682,998</u>		
POWERLINK QUEENSLAND						
Property, Plant and Equipment						
Gladstone South secondary systems replacement	308	20,800	12,771	3,300	4,729	
Ross 275 kilovolt primary plant replacement	318	28,800	19,970	4,800	4,030	
Advanced energy management system replacement	302	234,000	85,020	40,800	108,180	
Lilyvale selected primary plant replacement	308	39,800	15,522	8,900	15,378	
Dense Wave Division Multiplexing Network replacement	Various	35,000	30,418	1,200	3,382	

Capital Statement 2024–25

Energy and Climate					
Project	Statistical Area	Total Estimated Cost \$'000	Expenditure to 30-06-24 \$'000	Budget 2024-25 \$'000	Post 2024-25 \$'000
Davies Creek to Bayview Heights 275 kilovolt refit	306	70,000	28,952	14,200	26,848
Gladstone Transmission Training Hub	308	90,000	7,047	20,000	62,953
CopperString 2032	Various	5,000,000	264,089	712,000	4,023,911
Calvale to Calliope River 275 kilovolt Transmission Line	308	464,373	1,830	4,800	457,743
SuperGrid Stage 1: Halys-Woolooga Easement Acquisition	319	193,222	8,284	64,300	120,637
SuperGrid Stage 1: Halys to Borumba Transmission Line	319	592,560	12,000	36,900	543,660
SuperGrid Stage 1: Borumba Pumped Hydro Energy Storage Connection	319	147,645	250	4,100	143,295
SuperGrid Stage 1: Borumba to Woolooga Transmission Line	319	681,680	6,000	4,100	671,580
Total Non Prescribed Transmission Network Connections	Various			212,370	Ongoing
Total Other Projects	Various	749,729		749,729	
Total Property, Plant and Equipment				<u>1,881,499</u>	
QUEENSLAND HYDRO PTY LTD					
Property, Plant and Equipment					
Borumba Pumped Hydro Energy Storage	319	14,159,006	95,563	935,900	13,127,543
Pioneer-Burdekin Early Works ¹	312	1,000,000	55,540	38,450	Ongoing
Total Property, Plant and Equipment				<u>974,350</u>	
STANWELL CORPORATION LIMITED					
Property, Plant and Equipment					
New Renewables and Firming					
Southern Renewable Energy Zone Battery	319	514,107	359,693	116,419	37,995
Central Renewable Energy Zone Battery	308	746,932	74,345	369,944	302,643
Wambo Wind Farm Stage 1	307	488,728	312,047	126,807	49,875
Wambo Wind Farm Stage 2	307	462,206	129,173	249,867	83,165
Tarong West Wind Farm	319			424,020	Ongoing
Sub-total New Renewables and Firming				<u>1,287,056</u>	
Future Energy and Innovation Training Hub	308			29,747	Ongoing
Service and Maintenance for Renewable Projects	Various			2,875	Ongoing
Tarong Power Station - Overhauls	319			75,716	Ongoing
Stanwell Power Station - Overhauls	308			31,371	Ongoing

Capital Statement 2024–25

Energy and Climate						
Project	Statistical Area	Total Estimated Cost \$'000	Expenditure to 30-06-24 \$'000	Budget 2024-25 \$'000	Post 2024-25	\$'000
Meandu Mine - Dragline Overhaul	319			1,467	Ongoing	
Tarong Power Station - Other Sustaining Projects	319			55,635	Ongoing	
Stanwell Power Station - Other Sustaining Projects	308			21,540	Ongoing	
Meandu Mine - minor works	319			45,377	Ongoing	
Tarong Power Station - Cooling Tower Refurbishment	319	8,042	7,957	85		
Meandu Mine - Development Program	319			3,241	Ongoing	
Meandu Mine - Ash Management	319			100	Ongoing	
ICT - Hardware and Software Upgrades	305			11,590	Ongoing	
Other capital projects	Various			2,585	Ongoing	
Total Property, Plant and Equipment				1,568,386		
TOTAL ENERGY AND CLIMATE (PPE)				8,685,588		
TOTAL ENERGY AND CLIMATE (CG)				18,000		

Notes:

- The Total Estimated Cost figure represents the government's \$1 billion equity commitment to the project.

3.6 ENVIRONMENT, SCIENCE AND INNOVATION

Department of Environment, Science and Innovation

The Department of Environment, Science and Innovation has a capital program of \$154.1 million in 2024-25. This includes \$102.2 million in capital purchases and \$51.9 million in capital grants. The capital program will allow the department to deliver on conserving and restoring Queensland's unique biodiversity, heritage and protected areas, protecting World Heritage areas, growing the circular economy, strengthening and harnessing Queensland's scientific excellence and driving economic transition and innovation.

The government has previously set aside \$250 million over 4 years, held centrally, of which \$139.1 million remains across 2024-25 and 2025-26 for land acquisitions and capital works to support the Protected Area Strategy 2020-2030.

Program Highlights (Property, Plant and Equipment):

- \$20 million under the Cape York Peninsula Tenure Resolution Program to acquire land to become jointly managed protected area as National Park (Cape York Peninsula Aboriginal Land).
- \$18.1 million for the purchase of additional fire vehicles, fire units and support equipment as well as upgrades to road and fireline networks and management infrastructure to support critical firefighter needs and bushfire risk, to improve community safety and safeguard natural and cultural values.
- \$7.5 million for additional facilities and equipment to support rangers and to enhance visitor information in relation to dingoes (wongari) on K'gari.
- \$5 million towards the construction of the Girraween National Park Information Hub.
- \$4.8 million for the vessel replacement program supporting marine parks and wildlife and threatened species management.
- \$4.2 million for the major upgrade of visitor infrastructure at Central Station on K'gari.
- \$3.5 million to provide camping facilities and continued enhancements to the Ngaro track in the Whitsunday Islands National Park.
- \$3.2 million towards building and park infrastructure to support visitor recreation, management and access of the Quandamooka Country parks and recreation areas jointly managed with Traditional Owners on Minjerrabah (North Stradbroke Island) and Mulgumpin (Moreton Island).
- \$1.8 million to upgrade and build new nature-based visitor experiences and facilities along the Thorsborne trail on Hinchinbrook Island National Park.
- \$1.6 million to replace the Jindalba Boardwalk in Daintree National Park (Cape York Peninsula Aboriginal Land).

Program Highlights (Capital Grants):

- \$33.5 million for Resource Recovery Infrastructure to increase resource recovery rates, facilitate organics recycling and progress the South East Queensland region towards a circular economy.
- \$10 million for the delivery of the Blue Heart Sunshine Coast project being delivered on the Maroochy River floodplain.
- \$5.5 million for the Resilient Rivers Initiative to improve the health of the South East Queensland region's catchments, waterways and Moreton Bay.

Capital Statement 2024–25

Environment, Science and Innovation

Project	Statistical Area	Total Estimated Cost \$'000	Expenditure to 30-06-24 \$'000	Budget 2024-25 \$'000	Post 2024-25 \$'000
DEPARTMENT OF ENVIRONMENT, SCIENCE AND INNOVATION					
Property, Plant and Equipment					
Land ¹					
Cape York Peninsula Tenure Resolution Program - land acquisitions	315	20,000		20,000	
Sub-total Land				20,000	
Buildings and Infrastructure ¹					
K'gari - Dingo (wongari) management program	319	14,650	2,325	7,500	4,825
K'gari - Central Station area upgrade	319	11,096	3,946	4,220	2,930
Girraween National Park Information Hub	307	7,857	657	5,000	2,200
Whitsunday Islands National Park - Ngaro track	312	6,301	2,801	3,500	
Quandamooka Country	Various			3,242	Ongoing
Better Queensland Parks - Fire Management Uplift Program	Various	2,716		2,716	
Hinchinbrook Island National Park - Thorsborne trail and visitor facilities upgrade	306	3,200	1,378	1,822	
Daintree National Park (Cape York Peninsula Aboriginal Land) - Jindalba boardwalk	306	7,340	1,340	1,550	4,450
Noosa National Park - Coastal walk upgrades	316	1,150	50	1,100	
David Fleay Wildlife Park Nocturnal House	309	2,600	300	1,000	1,300
Daintree National Park (Cape York Peninsula Aboriginal Land) - Culture and Tourism Hub	306	3,446	646	920	1,880
Springbrook National Park visitor facilities upgrade	309	16,440	1,380	850	14,210
Magnetic Island National Park trails network	318	1,437	850	587	
Girringun National Park - Wallaman Falls visitor facilities upgrade	318	4,175	380	450	3,345
Crater Lakes National Park visitor facilities upgrade	306	10,316	832	400	9,084
Parks and forests - other management facilities	Various			7,088	Ongoing
Parks and forests - other recreation and visitor facilities	Various			6,334	Ongoing
Sub-total Buildings and Infrastructure				48,279	

Capital Statement 2024–25

Environment, Science and Innovation						
Project	Statistical Area	Total Estimated Cost \$'000	Expenditure to 30-06-24 \$'000	Budget 2024-25 \$'000	Post 2024-25 \$'000	
Plant and equipment						
Better Queensland Parks - Fire Management Uplift Program	Various	15,402		15,402		
Vessel replacement program	Various	11,749	2,930	4,769	4,050	
Queensland Reef Water Quality monitoring equipment	Various	1,412	1,308	104		
General plant and equipment	Various			7,534		Ongoing
Sub-total Plant and equipment				27,809		
General systems development	Various			6,093		Ongoing
Total Property, Plant and Equipment				102,181		
Capital Grants						
SEQ City Deal - Resource Recovery Infrastructure	Various	70,000		33,500	36,500	
SEQ City Deal - Blue Heart Sunshine Coast	316	20,000	10,000	10,000		
SEQ City Deal - Resilient Rivers Initiative	Various	20,000	3,000	5,500	11,500	
Waste and Recycling program	Various			2,925		Ongoing
Total Capital Grants				51,925		
TOTAL ENVIRONMENT, SCIENCE AND INNOVATION (PPE)				102,181		
TOTAL ENVIRONMENT, SCIENCE AND INNOVATION (CG)				51,925		

Notes:

1. Previously approved, held centrally, funding of \$139.1 million will also contribute to land acquisitions and capital works in 2024-25 and 2025-26 as part of the total capital funding of \$250 million committed to support the Protected Area Strategy 2020-2030 to expand the protected area estate.

3.7 HOUSING, LOCAL GOVERNMENT, PLANNING AND PUBLIC WORKS

The Housing, Local Government, Planning and Public Works portfolio includes the Department of Housing, Local Government, Planning and Public Works together with statutory bodies reporting to the Minister for Housing, Local Government and Planning and the Minister for Public Works.

The portfolio's capital program for 2024-25 is \$1.742 billion, including capital purchases of property, plant and equipment of \$757.3 million and capital grants of \$984.8 million.

Department of Housing, Local Government, Planning and Public Works

Program Highlights (Property, Plant and Equipment)

- \$407.8 million to deliver social housing dwellings, commence and continue construction, and upgrade social housing dwellings.
- \$162.9 million investment to deliver safe and secure government employee housing including in remote and regional communities as part of government's commitment to attract and retain key frontline staff. This program will include new accommodation for staff delivering critical services, replacement or refurbishment of residences at the end of their useful life to modern design standards and the upgrade of residences to ensure they remain fit-for-purpose and appropriate for employees.
- \$93.6 million to deliver social housing dwellings in Aboriginal and Torres Strait Islander communities, commence and continue construction of dwellings, and upgrade existing social housing dwellings.
- \$17.1 million to support the delivery of a levee to reduce the impact of flooding on parts of Bundaberg East and Bundaberg South.
- \$15.8 million to make Zero Emission Vehicle (ZEV) charging infrastructure available in Queensland government buildings.

Program Highlights (Capital Grants)

- \$545.2 million to deliver social housing dwellings, commence and continue construction, and upgrade existing dwellings in partnership with registered housing providers.
- \$124.5 million as part of the \$1.1 billion Works for Queensland program to support local governments in regional Queensland to deliver priority infrastructure, planning and capability projects that create jobs and support vibrant local communities.
- \$78.8 million to deliver social housing dwellings in Aboriginal and Torres Strait Islander communities, commence and continue construction, upgrade existing dwellings, and undertake land infrastructure development.
- \$76.3 million for the Local Government Grants and Subsidies Program, which provides funding for priority infrastructure projects to meet identified community needs and supports projects that will create sustainable and livable communities.
- \$72 million towards the \$200 million South East Queensland Community Stimulus Program to fast track South East Queensland councils' investment in new infrastructure and community assets that create jobs and deliver economic stimulus.
- \$63.4 million to eligible homeowners to raise, repair or retrofit their homes to incorporate flood resilient design and materials to reduce the impacts of future flood events.

Capital Statement 2024–25

Housing, Local Government, Planning and Public Works

Project	Statistical Area	Total Estimated Cost \$'000	Expenditure to 30-06-24 \$'000	Budget 2024-25 \$'000	Post 2024-25 \$'000
DEPARTMENT OF HOUSING, LOCAL GOVERNMENT, PLANNING AND PUBLIC WORKS					
Property, Plant and Equipment					
Housing and Homelessness Services					
Construct social housing					
Brisbane - East	301			9,674	Ongoing
Brisbane - North	302			263	Ongoing
Brisbane - South	303			1,164	Ongoing
Brisbane - West	304			9,888	Ongoing
Brisbane Inner City	305			27,508	Ongoing
Cairns	306			76,889	Ongoing
Darling Downs - Maranoa	307			2,919	Ongoing
Central Queensland	308			13,703	Ongoing
Gold Coast	309			24,952	Ongoing
Ipswich	310			12,474	Ongoing
Logan - Beaudesert	311			19,166	Ongoing
Mackay	312			15,321	Ongoing
Moreton Bay - North	313			17,249	Ongoing
Moreton Bay - South	314			18,504	Ongoing
Queensland - Outback	315			27,839	Ongoing
Sunshine Coast	316			8,448	Ongoing
Toowoomba	317			1,902	Ongoing
Townsville	318			18,397	Ongoing
Wide Bay	319			7,710	Ongoing
Statewide	Various			904	Ongoing
Sub-total Construct social housing				314,874	
Upgrade existing social housing					
Brisbane - East	301			3,772	Ongoing
Brisbane - North	302			4,873	Ongoing
Brisbane - South	303			6,716	Ongoing
Brisbane - West	304			1,879	Ongoing
Brisbane Inner City	305			4,279	Ongoing
Cairns	306			33,846	Ongoing
Darling Downs - Maranoa	307			1,011	Ongoing
Central Queensland	308			5,888	Ongoing
Gold Coast	309			5,656	Ongoing

Capital Statement 2024–25

Housing, Local Government, Planning and Public Works						
Project	Statistical Area	Total Estimated Cost \$'000	Expenditure to 30-06-24 \$'000	Budget 2024-25 \$'000	Post 2024-25 \$'000	
Ipswich	310			6,557		Ongoing
Logan - Beaudesert	311			6,816		Ongoing
Mackay	312			2,836		Ongoing
Moreton Bay - North	313			4,986		Ongoing
Moreton Bay - South	314			1,537		Ongoing
Queensland - Outback	315			8,760		Ongoing
Sunshine Coast	316			4,078		Ongoing
Toowoomba	317			2,335		Ongoing
Townsville	318			10,887		Ongoing
Wide Bay	319			4,117		Ongoing
Sub-total Upgrade existing social housing				<u>120,829</u>		
Social housing land acquisition						
Brisbane - North	302			2,250		Ongoing
Brisbane - South	303			2,250		Ongoing
Cairns	306			4,000		Ongoing
Central Queensland	308			1,500		Ongoing
Gold Coast	309			4,500		Ongoing
Ipswich	310			1,250		Ongoing
Mackay	312			800		Ongoing
Moreton Bay - South	314			750		Ongoing
Townsville	318			4,000		Ongoing
Wide Bay	319			1,700		Ongoing
Statewide	Various			2,500		Ongoing
Sub-total Social housing land acquisition				<u>25,500</u>		
Purchase of existing properties						
Brisbane Inner City	301			1,998		Ongoing
Cairns	306			2,500		Ongoing
Logan - Beaudesert	311			3,257		Ongoing
Townsville	318			2,500		Ongoing
Statewide	Various			30,000		Ongoing
Sub-total Purchase of existing properties				<u>40,255</u>		
Other Plant and Equipment and Intangibles	Various			6,300		Ongoing
Sub-total Housing and Homelessness Services				<u>507,758</u>		
Public Works						

Capital Statement 2024–25

Housing, Local Government, Planning and Public Works

Project	Statistical Area	Total Estimated Cost \$'000	Expenditure to 30-06-24 \$'000	Budget 2024-25 \$'000	Post 2024-25 \$'000
Thomas Dixon Centre refurbishment	305	96,407	91,130	5,277	
Government Employee Housing	Various			162,904	Ongoing
Bundaberg East Levee	319	114,000	2,555	17,108	94,337
Government Buildings ZEV ready	Various	28,100	2,000	15,750	10,350
Office Accommodation Program	Various			7,778	Ongoing
Building works and capital replacements	Various			500	Ongoing
Regional Infrastructure Upgrades	Various	22,497	3,659	10,180	8,658
Other property, plant and equipment	Various			9,480	Ongoing
Sub-total Public Works				228,977	
Total Property, Plant and Equipment				736,735	
Capital Grants					
Housing and Homelessness Services					
Brisbane - East	301			7,516	Ongoing
Cairns	306			73,917	Ongoing
Darling Downs - Maranoa	307			370	Ongoing
Central Queensland	308			3,058	Ongoing
Gold Coast	309			30,986	Ongoing
Ipswich	310			8,665	Ongoing
Logan - Beaudesert	311			1,587	Ongoing
Mackay	312			4,589	Ongoing
Moreton Bay - North	313			10,636	Ongoing
Queensland - Outback	315			2,113	Ongoing
Sunshine Coast	316			14,741	Ongoing
Toowoomba	317			10,193	Ongoing
Townsville	318			4,780	Ongoing
Wide Bay	319			23,283	Ongoing
Statewide	Various			427,515	Ongoing
Sub-total Housing and Homelessness Services				623,949	
Local Government and Planning					
Local Government Grants and Subsidies Program	Various			76,297	Ongoing
Works for Queensland	Various	1,098,578	774,088	124,490	200,000
South East Queensland Community Stimulus Program	Various	200,000	78,000	72,000	50,000
Hinchinbrook Harbour new sewage plant	306	6,433	3,857	2,576	

Capital Statement 2024–25

Housing, Local Government, Planning and Public Works					
Project	Statistical Area	Total Estimated Cost \$'000	Expenditure to 30-06-24 \$'000	Budget 2024-25 \$'000	Post 2024-25 \$'000
Splash Parks in Mareeba and Douglas Shires	306	3,000	1,950	1,050	
Northern Peninsula Area water supply system – replacement of asbestos cement pipelines	315	5,010	3,010	2,000	
Indigenous Councils Critical Infrastructure Program	Various	117,534	107,534	10,000	
COVID-19 Works for Queensland	Various	199,900	198,283	1,617	
Kenrick Park Masterplan (Stage 1)	306	3,000	1,900	1,100	
Trinity Beach Community Activity Space	306	935	841	94	
Torres Strait Ferry Funding Program	315	500		500	
Local Government Community Safety	Various	5,000		5,000	
Kuranda infrastructure levy	306			744	Ongoing
Sub-total Local Government and Planning				<u>297,468</u>	
Public Works					
Resilient Homes Fund	Various	172,764	40,535	63,431	68,798
Total Capital Grants				<u>984,848</u>	
QBUILD					
Property, Plant and Equipment					
Regional Infrastructure Upgrades	Various	6,537	844	5,693	
QBuild Rapid Accommodation and Apprenticeship Centres	Various	7,570		7,570	
Other property, plant and equipment	Various	6,444	4,847	1,597	
Total Property, Plant and Equipment				<u>14,861</u>	
QUEENSLAND BUILDING AND CONSTRUCTION COMMISSION					
Property, Plant and Equipment					
Other property, plant and equipment	Various	18,553	3,308	5,745	9,500
Total Property, Plant and Equipment				<u>5,745</u>	
TOTAL HOUSING, LOCAL GOVERNMENT, PLANNING AND PUBLIC WORKS (PPE)				<u>757,341</u>	
TOTAL HOUSING, LOCAL GOVERNMENT, PLANNING AND PUBLIC WORKS (CG)				<u>984,848</u>	

3.8 JUSTICE AND ATTORNEY-GENERAL

The 2024-25 capital acquisitions budget for the Justice and Attorney-General portfolio (including the Department of Justice and Attorney-General, Legal Aid Queensland, Crime and Corruption Commission, Public Trustee of Queensland and Office of the Queensland Ombudsman) is \$76 million.

Department of Justice and Attorney-General

The Department of Justice and Attorney-General capital acquisitions budget for 2024-25 is \$68.3 million.

Program Highlights (Property, Plant and Equipment)

- \$23.6 million to continue the ongoing program of minor capital works in courthouses.
- \$13.5 million to continue the replacement of the Beaudesert courthouse.
- \$11.2 million to expand and upgrade existing audio-visual capacity in the justice system, which includes video conferencing and in-custody court appearances.
- \$9 million to continue the domestic and family violence courthouse improvements in Toowoomba, Cairns, Brisbane, Rockhampton, Maroochydore, Caboolture, Mackay and Ipswich. This forms part of the government's response to the Queensland Women's Safety and Justice Taskforce, Hear Her Voice - Report One - Addressing coercive control and domestic and family violence in Queensland.
- \$2.5 million to commence courtroom expansions at Townsville courthouse and Brisbane Supreme and District courthouse.

Crime and Corruption Commission

The Crime and Corruption Commission 2024-25 capital acquisitions budget is \$4 million.

Program Highlights (Property, Plant and Equipment)

- \$3.2 million to replace computer and other information technology equipment.
- \$780,000 to replace vehicles.

Legal Aid Queensland

Legal Aid Queensland's 2024-25 capital acquisitions budget is \$1.5 million.

Program Highlights (Property, Plant and Equipment)

- \$1.1 million to fit out office accommodation in Brisbane and regions.
- \$400,000 for new and replacement vehicles.

Public Trustee of Queensland

The Public Trustee of Queensland 2024-25 capital acquisitions budget is \$1 million. This capital budget will enable the Public Trustee of Queensland to continue to provide a wide range of efficient services to the Queensland community, as well as continuing to maintain appropriate workplace health and safety standards for customers and staff.

Capital Statement 2024–25

Program Highlights (Property, Plant and Equipment)

- \$700,000 in support of leasehold improvements - for the fit out of leased premises.
- \$300,000 in support of replacement of property, plant and equipment.

Office of the Queensland Ombudsman

The Office of the Queensland Ombudsman's 2024-25 capital acquisitions budget is \$1.2 million.

Program Highlights (Property, Plant and Equipment)

- \$1.1 million to fit out office accommodation in Brisbane.
- \$90,000 to maintain current information technology systems and infrastructure.

Justice and Attorney-General

Project	Statistical Area	Total Estimated Cost \$'000	Expenditure to 30-06-24 \$'000	Budget 2024-25 \$'000	Post 2024-25 \$'000
DEPARTMENT OF JUSTICE AND ATTORNEY-GENERAL					
Property, Plant and Equipment					
Domestic and family violence courthouse improvements	Various	49,050	5,975	9,000	34,075
Brisbane Supreme and District Court - courtroom expansion	305	25,318		2,010	23,308
Beaudesert courthouse replacement	311	21,446	4,406	13,521	3,519
Townsville courthouse - courtroom expansion	318	7,500		500	7,000
Courthouses - minor capital works	Various			23,555	Ongoing
Justice System - audio visual capacity expansion and upgrades	Various			11,207	Ongoing
Leasehold improvements	305			3,879	Ongoing
Minor capital works - software	305			2,065	Ongoing
Other acquisitions of property, plant and equipment	Various			1,080	Ongoing
Courthouses - information systems upgrades and replacements	305			795	Ongoing
Forensic Services new and upgraded equipment	Various	650		650	
Total Property, Plant and Equipment				68,262	
CRIME AND CORRUPTION COMMISSION					
Property, Plant and Equipment					
Other plant and equipment	Various			3,220	Ongoing
Vehicle replacements	Various			780	Ongoing
Total Property, Plant and Equipment				4,000	

Capital Statement 2024–25

Justice and Attorney-General

Project	Statistical Area	Total Estimated Cost \$'000	Expenditure to 30-06-24 \$'000	Budget 2024-25 \$'000	Post 2024-25 \$'000
LEGAL AID QUEENSLAND					
Property, Plant and Equipment					
Office accommodation fit out	Various	1,100		1,100	
Vehicles replacement	Various	400		400	
Total Property, Plant and Equipment				<u>1,500</u>	
PUBLIC TRUSTEE OF QUEENSLAND					
Property, Plant and Equipment					
Leasehold improvements	Various			700	Ongoing
Other acquisitions of property, plant and equipment	Various			300	Ongoing
Total Property, Plant and Equipment				<u>1,000</u>	
OFFICE OF THE QUEENSLAND OMBUDSMAN					
Property, Plant and Equipment					
Accommodation fit out	305	2,243	227	1,133	883
Information technology plant and equipment purchases	305			90	Ongoing
Total Property, Plant and Equipment				<u>1,223</u>	
TOTAL JUSTICE AND ATTORNEY-GENERAL (PPE)				<u>75,985</u>	

3.9 LEGISLATIVE ASSEMBLY OF QUEENSLAND

Legislative Assembly of Queensland

The total planned 2024–25 capital expenditure for the Legislative Assembly of Queensland is \$3.7 million.

In 2024–25, the Queensland Parliamentary Service will complete the modernisation of audio visual broadcast infrastructure as part of the Queensland Parliament digital transformation program. Other major capital projects include information technology network infrastructure upgrades (including network consolidation, servers and firewall replacement), and other capital improvements and plant and equipment in the Parliamentary Precinct.

Legislative Assembly of Queensland					
Project	Statistical Area	Total Estimated Cost \$'000	Expenditure to 30-06-24 \$'000	Budget 2024-25 \$'000	Post 2024-25 \$'000
LEGISLATIVE ASSEMBLY OF QUEENSLAND					
Property, Plant and Equipment					
Other property, plant and equipment	305			1,577	Ongoing
Information technology network infrastructure	305			1,043	Ongoing
Queensland Parliament digital transformation program	305	1,891	865	1,026	
Total Property, Plant and Equipment				3,646	
TOTAL LEGISLATIVE ASSEMBLY OF QUEENSLAND (PPE)				3,646	

3.10 PREMIER AND CABINET

The Department of the Premier and Cabinet (including Ministerial Offices and Office of the Leader of the Opposition) has planned capital purchases of \$1.1 million in 2024-25.

Department of the Premier and Cabinet

Program Highlights (Property, Plant and Equipment)

- \$749,000 for ongoing upgrades to and maintenance of departmental ICT systems and other minor works.
- \$311,000 for ongoing upgrades and maintenance of existing Ministerial Services ICT systems and other minor works.

Premier and Cabinet						
Project	Statistical Area	Total Estimated Cost \$'000	Expenditure to 30-06-24 \$'000	Budget 2024-25 \$'000	Post 2024-25	
DEPARTMENT OF PREMIER AND CABINET						
Property, Plant and Equipment						
Departmental ICT systems and other minor works	305			749	Ongoing	
Ministerial Offices and Office of the Leader of the Opposition - ICT systems and other minor works	305			311	Ongoing	
Total Property, Plant and Equipment				1,060		
TOTAL PREMIER AND CABINET (PPE)				1,060		

3.11 QUEENSLAND CORRECTIVE SERVICES

Queensland Corrective Services' 2024-25 capital program of \$227.9 million will primarily focus on correctional centre expansion and enhancements.

Queensland Corrective Services

Program Highlights (Property, Plant and Equipment)

- \$97.3 million of a total \$885.3 million to complete construction of Lockyer Valley Correctional Centre (formerly Southern Queensland Correctional Precinct – Stage 2) and acquire video conference suites and other property, plant and equipment for prison industries. The new centre will be a modern, purpose-built facility with over 1,500 beds and will enable a focus on health and rehabilitation to reduce reoffending.
- \$46 million of a total \$246.4 million for infrastructure upgrades as part of the asset improvement program.
- \$22.5 million of a total \$79.8 million to construct additional prison capacity to sustainably manage a growing prisoner population.
- \$22.6 million of a total \$71.8 million to progress infrastructure works and support ongoing maintenance and replacement programs.
- \$19.2 million of a total \$31.8 million to install information technology infrastructure in correctional centres to enhance the provision of health care.
- \$13.9 million to acquire other property, plant and equipment.
- \$4.5 million of a total \$8 million to install additional bunk beds in high security correctional centres across Queensland to manage the increasing prisoner population.
- \$1.9 million of a total \$2.8 million for office accommodation to support the management of dangerous prisoners (sexual offenders) at the Wacol precinct.

Queensland Corrective Services						
Project	Statistical Area	Total Estimated Cost \$'000	Expenditure to 30-06-24 \$'000	Budget 2024-25 \$'000	Post 2024-25 \$'000	
QUEENSLAND CORRECTIVE SERVICES						
Property, Plant and Equipment						
Major works - correctional centres						
Lockyer Valley Correctional Centre (formerly Southern Queensland Correctional Precinct – Stage 2)						
Lockyer Valley Correctional Centre construction	310	879,878	787,978	91,900		
Lockyer Valley Correctional Centre property, plant and equipment	310	5,390		5,390		
Sub-total Lockyer Valley Correctional Centre (formerly Southern Queensland Correctional Precinct – Stage 2)				97,290		
Information technology infrastructure	Various	31,750	770	19,217		11,763
Sub-total Major works - correctional centres				116,507		

Capital Statement 2024–25

Queensland Corrective Services						
Project	Statistical Area	Total Estimated Cost \$'000	Expenditure to 30-06-24 \$'000	Budget 2024-25 \$'000	Post 2024-25 \$'000	
Correctional centre enhancements						
Prison capacity uplift						
Palen Creek Correctional Centre	311	27,200		10,000	17,200	
Townsville Correctional Centre	318	21,950		5,200	16,750	
Numinbah Correctional Centre	309	17,900		4,580	13,320	
Lotus Glen Correctional Centre	315	12,700		2,700	10,000	
Sub-total Prison capacity uplift				22,480		
Infrastructure works	Various	71,770	49,123	22,647		
Additional bunk beds	Various	8,000	3,500	4,500		
Sub-total Correctional centre enhancements				49,627		
Asset improvement program						
Asset improvement program	Various	246,413		46,000	200,413	
Sub-total Asset improvement program				46,000		
Community corrections enhancements						
High Risk Offender Management Unit resourcing	310	2,838	946	1,892		
Sub-total Community corrections enhancements				1,892		
Other acquisitions of property, plant and equipment						
Other acquisitions of property, plant and equipment	Various			13,880	Ongoing	
Sub-total Other acquisitions of property, plant and equipment				13,880		
Total Property, Plant and Equipment				227,906		
TOTAL QUEENSLAND CORRECTIVE SERVICES (PPE)				227,906		

3.12 QUEENSLAND FIRE DEPARTMENT

The 2024–25 Queensland Fire Department capital program of \$138.4 million supports the provision of fire and rescue, and rural fire services throughout Queensland. The program will fund facilities, fire appliances and essential operational equipment.

Queensland Fire and Rescue

Program Highlights (Property, Plant and Equipment)

- \$23.8 million for replacement and new fire and rescue appliances.
- \$7.6 million to complete the delivery of the replacement permanent and auxiliary fire and rescue station at Airlie Beach.
- \$6.2 million for operational equipment including specialised firefighting, scientific analysis and detection, breathing apparatus, and rescue equipment.
- \$5 million for enhanced firefighter safety equipment such as thermal imaging cameras and rapid intervention team kits.
- \$5 million to continue the delivery of the new permanent fire and rescue station at Greater Springfield.
- \$4.3 million for minor works across permanent and auxiliary fire and rescue stations across Queensland.
- \$4 million for remediation works associated with per- and polyfluoroalkyl substances (PFAS) at the Ayr Fire and Rescue Station, with further planning around the future of the site to be undertaken.
- \$3 million to continue the delivery of the replacement permanent and auxiliary fire and rescue station at Drayton.
- \$3 million to continue the delivery of the replacement permanent fire and rescue station at Gympie South.
- \$3 million for land acquisitions for replacement facilities at Babinda, Highfields, and other future strategic areas.
- \$2.5 million to commence the upgrade and refurbishment of the auxiliary fire and rescue station at Boonah.
- \$2.5 million to commence the delivery of the replacement permanent fire and rescue station at Beerwah.
- \$2.3 million to complete the new permanent fire and rescue station at Caloundra South.
- \$2 million to commence the replacement of the permanent fire and rescue station at Caloundra.
- \$1.1 million to complete the delivery of the upgrade and refurbishment to the auxiliary station at Mitchell.

Rural Fire Service Queensland

Program Highlights (Property, Plant and Equipment)

- \$19.5 million for replacement and new rural fire appliances.
- \$6.4 million for operational equipment including specialised firefighting, breathing apparatus, and rescue equipment.
- \$5.9 million to complete the delivery of new or upgraded rural fire brigade stations across Queensland.

Capital Statement 2024–25

- \$4.2 million to continue the delivery of the fire and emergency services complex at Bamaga.
- \$1.6 million for the retrofitting of cabin deluge systems into rural fire appliances.
- \$1.5 million to continue the delivery of the new Maryborough area brigade headquarters.
- \$1.5 million to upgrade rural fire service facilities.
- \$500,000 for rural land acquisitions.

Queensland Fire Department

Program Highlights (Property, Plant and Equipment)

- \$17.5 million to commence refurbishment of the new Queensland Fire Department State Headquarters
- \$4.5 million to commence the delivery of the replacement Fire Communications Centre at Cairns.

Queensland Reconstruction Authority

In 2024-25, the Queensland Reconstruction Authority has capital grants of more than \$1.281 billion to support the Queensland Government's program of infrastructure renewal and recovery within disaster-affected communities, and to help build disaster resilience across Queensland.

Program Highlights (Capital Grants)

- \$1.214 billion for Disaster Recovery Funding Arrangements (DRFA), will be paid to councils for reconstruction, betterment and other projects relating to natural disaster events between 2020 and 2024. This program is jointly funded by the Queensland Government and the Australian Government.
- \$38.2 million towards high priority disaster resilience and mitigation infrastructure projects jointly funded by the Queensland and Australian Governments from DRFA Efficiencies.
- \$13.1 million for the Queensland Resilience and Risk Reduction Fund, as part of a National Partnership Agreement, jointly funded with the Australian Government, to support disaster mitigation projects and build resilience to natural disasters over 5 years.
- \$7 million for Recovery and Resilience Grants to support 14 local government areas hardest hit by the 2019 North Queensland Monsoon Trough, funded by the Australian Government.
- \$6.7 million for the Emergency Response Fund, to assist recovery and post-disaster initiatives in communities significantly impacted by the South East Queensland Rainfall and Flooding event, funded by the Australian Government.
- \$2 million for the North Queensland Natural Disasters Mitigation Program to help councils in North and Far North Queensland reduce their disaster risk and assist in reducing the growth of insurance costs for residents, businesses and the community.
- \$268,000 for the National Flood Mitigation Infrastructure Program to deliver projects that assist communities to prepare for future flood events, funded by the Australian Government.

Capital Statement 2024–25

Queensland Fire Department

Project	Statistical Area	Total Estimated Cost \$'000	Expenditure to 30-06-24 \$'000	Budget 2024-25 \$'000	Post 2024-25 \$'000
QUEENSLAND FIRE DEPARTMENT					
Property, Plant and Equipment					
Buildings					
Queensland Fire and Rescue Facilities					
Airlie Beach replacement permanent and auxiliary fire and rescue station	312	10,100	2,550	7,550	
Ayr Fire and Rescue Station remediation works	318	4,000		4,000	
Beerwah replacement permanent fire and rescue station	316	10,000		2,500	7,500
Boonah auxiliary fire and rescue station upgrade and refurbishment	310	2,500		2,500	
Caloundra replacement permanent fire and rescue station	316	7,500		2,000	5,500
Caloundra South new permanent fire and rescue station	316	8,500	6,200	2,300	
Drayton replacement permanent and auxiliary fire and rescue station	317	7,500	747	3,000	3,753
Greater Springfield new permanent fire and rescue station	310	10,000	400	5,000	4,600
Gympie South replacement permanent fire and rescue station	319	7,500	100	3,000	4,400
Mitchell auxiliary fire and rescue station upgrade and refurbishment	307	2,200	1,100	1,100	
Minor works	Various			4,317	Ongoing
Sub-total Queensland Fire and Rescue Facilities				37,267	
Rural Fire Service Queensland Facilities					
Abbot Point rural fire brigade station	312	600		600	
Bamaga fire and emergency services complex	315	4,900	300	4,200	400
Bell Town rural fire brigade station	307	600		600	
Biddaddaba rural fire brigade station	311	600		600	
Biggenden rural fire brigade station	319	400		400	
Delaneys Creek rural fire brigade station	313	1,000		1,000	
Maryborough area brigade headquarters	319	7,150	2,500	1,500	3,150
Moore Linville rural fire brigade station	313	700	150	550	
Mount Alford rural fire brigade station	310	700	100	600	
Mount Ossa rural fire brigade station	312	600		600	
Mulgowie rural fire brigade station	310	600		600	

Capital Statement 2024–25

Queensland Fire Department						
Project	Statistical Area	Total Estimated Cost \$'000	Expenditure to 30-06-24 \$'000	Budget 2024-25 \$'000	Post 2024-25 \$'000	
Rural Fire Service Queensland facilities program	Various			1,500		Ongoing
Swan and Emu Creek rural fire brigade station	307	350		350		
Sub-total Rural Fire Service Queensland Facilities				13,100		
Queensland Fire Department						
Cairns Fire Communications Centre replacement	306	8,500		4,500	4,000	
Queensland Fire Department State Headquarters	305	27,500		17,500	10,000	
Sub-total Queensland Fire Department				22,000		
Sub-total Buildings				72,367		
Strategic Land Acquisitions						
Babinda replacement fire and rescue station land acquisition	306	250		250		
Highfields replacement fire and rescue station land acquisition	317	2,000		2,000		
Rural Fire Service Queensland operations land acquisitions	Various			500		Ongoing
Queensland Fire and Rescue strategic land acquisitions	Various			750		Ongoing
Sub-total Strategic Land Acquisitions				3,500		
Plant and Equipment						
Queensland Fire and Rescue						
Queensland Fire and Rescue appliances	Various			23,800		Ongoing
Operational equipment	Various			6,235		Ongoing
Enhanced Firefighter Safety Equipment	Various	5,000		5,000		
Sub-total Queensland Fire and Rescue				35,035		
Rural Fire Service Queensland						
Rural Fire Service Queensland appliances	Various			19,500		Ongoing
Operational equipment	Various			6,400		Ongoing
Rural Fire Service Queensland deluge system retrofit	Various	5,800	2,800	1,600	1,400	
Sub-total Rural Fire Service Queensland				27,500		
Sub-total Plant and Equipment				62,535		
Total Property, Plant and Equipment				138,402		

Capital Statement 2024–25

Queensland Fire Department

Project	Statistical Area	Total Estimated Cost \$'000	Expenditure to 30-06-24 \$'000	Budget 2024-25 \$'000	Post 2024-25 \$'000
QUEENSLAND RECONSTRUCTION AUTHORITY					
Capital Grants					
Disaster Recovery Funding Arrangements	Various			1,213,694	Ongoing
Efficiencies Fund	Various	95,389		38,156	57,233
Queensland Resilience and Risk Reduction Fund	Various	65,507	46,544	13,101	5,862
Recovery and Resilience Grants	Various	28,000	21,000	7,000	
Emergency Response Fund	Various	16,817	2,725	6,727	7,365
North Queensland Natural Disasters Mitigation Program	Various	10,000	8,000	2,000	
National Flood Mitigation Infrastructure Program	Various	10,794	10,526	268	
Total Capital Grants				<u>1,280,946</u>	
TOTAL QUEENSLAND FIRE DEPARTMENT (PPE)				<u>138,402</u>	
TOTAL QUEENSLAND FIRE DEPARTMENT (CG)				<u>1,280,946</u>	

3.13 QUEENSLAND HEALTH

QUEENSLAND HEALTH

Queensland Health is comprised of the Department of Health, the Queensland Ambulance Service (QAS) and 16 independent Hospital and Health Services (HHSs) situated across the state. The remainder of the Queensland Health portfolio includes the Queensland Mental Health Commission, the Office of the Health Ombudsman, the Council of the Queensland Institute of Medical Research (QIMR Berghofer) and Health and Wellbeing Queensland.

In 2024-25, the total capital investment program for the Queensland Health portfolio is \$2.167 billion.

Queensland Health and Hospital and Health Services

The Queensland Health Capital Program delivers built infrastructure and digital technologies to enable the delivery of safe, high-quality health services to Queenslanders. The built infrastructure, equipment and technology requirements of Queensland Health are driven by clinical services planning and models of care. The demand on Queensland's public health system is projected to increase significantly over the coming years, and Queensland Health continues to strategically position itself to respond to these pressures with innovative approaches to managing existing assets, leveraging emerging healthcare technology, and utilising contemporary building practices and driving optimal design outcomes.

Queensland Health also uses a strategic approach to forward planning which considers the needs of all Queenslanders, including efficiencies that can be leveraged across the statewide network. This ensures healthcare infrastructure and equipment programs are delivered at the right place, at the right time, for Queensland communities.

Program Highlights (Property, Plant and Equipment)

In 2024-25, Queensland Health will continue to invest in health infrastructure, capital works and purchases across a broad range of areas including hospitals, ambulance stations and vehicles, health technology, research and scientific services, mental health services, staff accommodation, and ICT.

Hospital and Health facility highlights in 2024-25 include:

\$1.152 billion for the Capacity Expansion Program, a significant investment to help future proof our world-class health system, support patient flow services, and deliver around 2,200 additional beds. The program includes the new Bundaberg, Toowoomba, and Coomera hospitals, the new Queensland Cancer Centre, major hospital expansions at 11 sites across Queensland – including Brisbane, Cairns, Fraser Coast, Gold Coast, Ipswich, Logan, Mackay, Moreton Bay, Robina, Toowoomba, and Townsville.

\$215 million under the Sustaining Capital Program for:

- Hospital and Health Services and the Department of Health to fund a range of minor capital projects, to efficiently replace and renew Queensland Health's existing asset base to maintain business and service delivery. The program will seek to enhance, optimise, renew, and replace the asset base to ensure facilities and equipment are fit for purpose.
- Enhancement of ageing rural and regional health facilities and staff accommodation as part of the next stage of the Queensland Health Building Rural and Remote Health Program. Locations include Darling Downs, Cairns and Hinterland, Central Queensland, Mackay, North West, South West, Central West, Torres and Cape, Townsville, West Moreton and

Capital Statement 2024–25

Wide Bay Hospital and Health Services.

- Continued funding of the Accelerated Infrastructure Delivery Program with ongoing delivery of the Ripley Sub Acute Expansion and the Gold Coast University Hospital Sub Acute Expansion.

\$53.2 million in hospital car parking projects to meet increasing demand for parking, including:

- \$43.2 million towards the Prince Charles Hospital Car Park, providing 1,503 car parks.
- \$10 million towards the construction of a multi-storey car park at the Queen Elizabeth II Jubilee Hospital, which will deliver 1,379 car parks to provide easier and more secure parking for patients, visitors and staff.

\$40.3 million towards the Gold Coast Secure Mental Health Unit to support delivery of a new 40 bed facility to help the recovery of consumers with severe and complex mental health disorders.

\$39.8 million towards the Rockhampton Hospital Mental Health Ward Expansion, which will provide high quality treatment and care to more consumers in Rockhampton and surrounding areas experiencing mental illness.

\$31.7 million towards the Caboolture Hospital Redevelopment Stage 1, delivering 130 additional beds and refurbishing critical clinical support services.

\$28.8 million in Alcohol and Other Drug Community Treatment Facilities in Cairns, Ipswich and Bundaberg to help better meet the needs of young people and their families.

\$27 million towards the Redland Hospital Expansion Stage 1, supporting delivery of 37 additional beds.

\$24.3 million towards the Queensland Spinal Cord Injury Service, delivering infrastructure upgrades to existing facilities at the Princess Alexandra Hospital.

\$19.7 million towards the Kirwan Health Campus Expansion and Refurbishment at Townsville to help deliver stronger public health services for north Queenslanders.

\$16.6 million towards the Rockhampton Hospital Cardiac Hybrid Theatre, providing 6 new beds and delivering enhanced cardiac services that will allow patients to be treated closer to home.

\$12 million to replace existing staff accommodation in Torres and Cape to provide appropriate, safe, and fit-for-purpose accommodation.

\$11.2 million towards the Cairns Health and Innovation Centre which will deliver additional capacity for clinical services within the existing Cairns Hospital Precinct and provide necessary health education, training, and research facilities for future medical professionals in Cairns. This investment will support delivery of extensive master planning, design development and land acquisition which will all assist in determining the optimum location for the Cairns Health and Innovation Centre in close proximity to Cairns Hospital.

\$11 million towards the Redland Hospital Expansion Project Stage 2, delivering a new 3 level, 43 bed Mental Health and Allied Health building.

\$10.1 million towards the Cairns Hospital Mental Health Unit that will help provide additional capacity and a better environment to help people in their recovery from mental illness.

\$8 million to completely redevelop and deliver a contemporary Cooktown Multi-Purpose Health Service facility to support modern models of care including maternity, paediatrics, mental health

Capital Statement 2024–25

and palliative care, increasing bed numbers by 50%. This redevelopment will also support culturally safe services for the local Cook Shire catchment in Far North Queensland.

\$6.6 million for the Satellite Hospitals Program, to finalise the program and deliver additional chemotherapy services at the Bribie Island Satellite Hospital.

\$6 million for the Fraser Coast Mental Health Project, supporting delivering of a new 22 bed facility that will enhance mental health services in Hervey Bay.

\$6 million for the Cairns Operational Centre and Regional Office Redevelopment for Queensland Ambulance Services.

Queensland Ambulance Service

In 2024-25, the QAS will invest \$99.5 million in enabling critical infrastructure to support essential frontline services to provide timely, quality, and appropriate patient focused pre-hospital emergency and non-emergency care and services to the community. Highlights of the capital program include:

- \$39.8 million to commission 155 new and replacement ambulance vehicles including the continued rollout of power assisted stretchers incorporating \$1.5 million for the fit out of emergency response vehicles.
- \$13 million for the planning, design, and construction phases for the redevelopment of the Gold Coast Operations Centre (Coomera) and investigations required for the replacement of Southport Ambulance Station and Pimpama Ambulance Station.
- \$14.3 million for the planning, design, and construction phases for the relocation of the Springwood Ambulance Station and Sandgate Ambulance Station and planning works for the replacement of Beenleigh Ambulance Station.
- \$12.5 million investment in minor works at various existing stations to improve functionality, amenities and prolong useful life.
- \$8 million in operational equipment to support frontline services.
- \$6 million investment in the acquisition of strategically located land to accommodate future expansion of services aligned with identified growth areas.
- \$5.8 million investment in information and communication technology for software development projects to enhance patient care and service delivery.

Council of the Queensland Institute of Medical Research

The 2024–25 QIMR Berghofer capital program will invest \$21 million for the acquisition of new and/or replacement state-of-the-art scientific equipment and research facilities, including a provision to complete the building cladding replacement program.

Queensland Health					
Project	Statistical Area	Total Estimated Cost \$'000	Expenditure to 30-06-24 \$'000	Budget 2024-25 \$'000	Post 2024-25 \$'000

QUEENSLAND HEALTH AND HOSPITAL AND HEALTH SERVICES

Property, Plant and Equipment ¹

Hospital and Health Services

Advancing Queensland Health Infrastructure Program	Various	238,225	220,709	7,893	9,623
--	---------	---------	---------	--------------	-------

Capital Statement 2024–25

Queensland Health						
Project	Statistical Area	Total Estimated Cost \$'000	Expenditure to 30-06-24 \$'000	Budget 2024-25 \$'000	Post 2024-25 \$'000	
Alcohol and Other Drug Community Treatment Program	Various	54,904	7,308	18,800	28,796	
Better Care Together	Various	262,501	64,053	66,691	131,757	
Building Better Hospitals						
Caboolture Hospital Redevelopment Stage 1 ²	313	367,700	318,388	31,666	17,646	
Ipswich Hospital Expansion Stage 1A ²	310	100,964	91,726	3,500	5,738	
Logan Hospital Expansion and Maternity Services Upgrade ^{2 3}	311	479,759	383,201	24,252	72,306	
Building Rural and Remote Health Program	Various	95,219	72,801	8,600	13,818	
Cairns Bay Village Project	306	12,000	450	3,000	8,550	
Cairns Hospital Emergency Department Expansion	306	30,000	19,658	2,554	7,788	
Cairns Hospital Mental Health Unit	306	82,200	62,153	10,050	9,997	
Cairns Hospital Research Education and Innovation Centre Stage 1	306	77,361	11,892	11,200	54,269	
Cairns Youth Alcohol and Other Drug (AOD) Community Treatment Facility	306	17,821	4,952	10,000	2,869	
Capacity Expansion Program						
New Bundaberg Hospital	319	1,200,000	78,548	68,125	1,053,327	
New Coomera Hospital	309	1,300,000	84,277	120,000	1,095,723	
New Toowoomba Hospital	317	1,300,000	58,531	180,000	1,061,469	
Capacity Expansion Program - Rest of Program ⁴	Various	7,415,000	299,990	784,226	6,330,784	
Capital Infrastructure Projects - CHQ	305	3,911	2,246	1,665		
Community Health and Hospitals Program						
Caboolture Hospital Chemotherapy Chairs	313	10,000	7,410	2,000	590	
Logan Urgent and Specialist Care Centre	311	33,400	4,077	29,323		
Redland Hospital Expansion - Stage 1 ⁵	301	77,943	38,007	27,000	12,936	
Cooktown Multipurpose Health Service facility	315	200,000		8,000	192,000	
Dakabin Family and Community Place	314	9,874	3,330	5,800	744	
Fraser Coast Mental Health Project	319	54,478	35,877	5,973	12,628	
Gold Coast Secure Mental Health Rehabilitation Unit	309	122,744	66,486	40,255	16,003	
Kirwan Health Campus	318	45,220	19,505	19,715	6,000	
Mackay Community Mental Health Refurbishment	312	6,000	465	5,535		
Moura Multi-Purpose Healthcare Service	308	17,200	983	10,436	5,781	

Capital Statement 2024–25

Queensland Health						
Project	Statistical Area	Total Estimated Cost \$'000	Expenditure to 30-06-24 \$'000	Budget 2024-25 \$'000	Post 2024-25 \$'000	
Princess Alexandra Hospital Limited Care Dialysis Unit Refurbishment	303	8,504	4,854	642	3,008	
Proserpine Hospital Acute Primary Care Clinic Upgrade	312	5,000	25	4,975		
QAS Cairns Operational Centre and Regional Office Redevelopment	306	14,711	1,289	6,000	7,422	
Queen Elizabeth II Jubilee Hospital Car Park	303	29,810		10,000	19,810	
Queensland Spinal Cord Injury Service	303	29,297	5,000	24,297		
Redland Hospital Expansion Project – Stage 2	301	150,000	1,000	11,000	138,000	
Rockhampton Hospital Cardiac Hybrid Theatre	308	28,937	1,199	16,635	11,103	
Rockhampton Hospital Mental Health Ward Expansion	308	91,900	1,004	39,839	51,057	
Rural and Regional Renal Program	Various	22,052	7,756	6,570	7,726	
Satellite Hospitals Program	Various	363,900	336,716	6,584	20,600	
Staff Accommodation Program	Various	21,104	2,477	2,160	16,467	
The Prince Charles Hospital Car park	302	92,840	47,428	43,233	2,179	
Townsville University Hospital Hybrid Theatre	318	17,000	7,965	6,683	2,352	
Woorabinda Multi-Purpose Health Service	308	17,241	3,632	11,109	2,500	
Workforce Accommodation (Torres)	Various	12,000		12,000		
Yeronga Child and Youth Community Health Hub	303	7,835	1,067	3,620	3,148	
Statewide Other Construction and Acquisitions ⁶	Various			8,077	Ongoing	
Sustaining Capital Program	Various			215,042	Ongoing	
Information Communication and Technology						
Information Communication and Technology	305	501,227	204,756	97,778	198,693	
Central Queensland						
Central Queensland - ROU Lease	Various	590	412	178		
Central West						
Central West - ROU Lease	315	1,562	429	406	727	
Mackay						
Mackay - ROU Lease	312	4,741	1,183	1,315	2,243	
Metro North						
Caboolture Hospital Redevelopment Digital Project	305	20,000	13,318	6,682		
Metro South						

Capital Statement 2024–25

Queensland Health					
Project	Statistical Area	Total Estimated Cost \$'000	Expenditure to 30-06-24 \$'000	Budget 2024-25 \$'000	Post 2024-25 \$'000
Metro South - Capital Projects	305	55,549	53,291	1,650	608
Sunshine Coast					
Sunshine Coast University Hospital Group 4 ICT Project	316	57,000	54,954	2,046	
Sunshine Coast - Capital Projects	316	12,975	11,659	1,316	
Queensland Ambulance Service					
Beenleigh Ambulance Station Replacement	311	16,500	468	200	15,832
Sandgate Ambulance Station Replacement	302	10,807	671	8,136	2,000
Pimpama Redevelopment	309	5,500	198	100	5,202
Springwood Station Replacement	311	8,089	242	6,012	1,835
Southport Ambulance Station Redevelopment	309	14,000	494	100	13,406
Operational Equipment	305			7,950	Ongoing
Ambulance Vehicles Purchases	305			39,800	Ongoing
Information Systems Development	305			5,750	Ongoing
Minor Works	305			12,500	Ongoing
Strategic Land Acquisitions	305			6,000	Ongoing
Gold Coast Operations Centre Redevelopment (Coomera)	309	19,870	5,542	13,000	1,328
Total Property, Plant and Equipment				<u>2,145,644</u>	
COUNCIL OF THE QUEENSLAND INSTITUTE OF MEDICAL RESEARCH					
Property, Plant and Equipment					
Other scientific equipment - QIMRB	305			20,968	Ongoing
Total Property, Plant and Equipment				<u>20,968</u>	
TOTAL QUEENSLAND HEALTH (PPE)				<u>2,166,612</u>	

Notes:

1. Total estimated cost may include both capital and non-capital components.
2. Total estimated cost includes funding of \$3 million from South-East Queensland - Planning for Growth.
3. Total funding for the Logan Maternity Services Upgrade includes funding of \$1.5 million from the Hospital and Health Services.
4. Total funding includes \$375 million Australian Government funding and \$55 million philanthropic contributions.
5. Total funding includes \$30 million Australian Government funding.
6. Amount is net of non-capital component of project expenditure.

3.14 QUEENSLAND POLICE SERVICE

Queensland Police Service

The 2024-25 Queensland Police Service capital program of \$684.2 million will support the delivery of quality frontline services throughout Queensland. The program will fund facilities, motor vehicles, aviation assets, vessels and other essential equipment.

Police and Community Safety

Program Highlights (Property, Plant and Equipment)

- \$200 million to complete the Youth Remand Facility at Wacol.
- \$124.6 million for the Police Aerial Support Capability - POLAIR SEQ.
- \$78.2 million for the aircraft capability program.
- \$47.7 million for new and replacement police service vehicles.
- \$32.4 million to continue the replacement police facilities at Cunnamulla, Hervey Bay and Kirwan.
- \$25 million to continue the new police facility at Ripley and the upgrade of the Warwick police facility.
- \$22 million for minor capital works and other plant and equipment across the state.
- \$18.1 million for the Public Safety Network.
- \$16.9 million for information and communications technology.
- \$16 million for new and replacement police service vessels.
- \$14.6 million for Camera Detected Offence Program equipment.
- \$14.3 million to complete the replacement police facilities at Clermont, Cooroy, Dayboro and Rosewood and the new police facility at Caloundra South.
- \$9.8 million to complete the upgrade of the police facilities at Cairns, Mackay and Maryborough.
- \$8.3 million to continue the replacement police facilities at Longreach, Proserpine, Rainbow Beach and Winton, and the multi-agency community safety facility at Palm Island.
- \$5.5 million for upgrades and replacements to air conditioning and closed circuit cameras at police facilities across the state.
- \$5.5 million for the new residential accommodation at Mount Isa.
- \$3.3 million for Queensland Ambulance Service information systems development.
- \$2.8 million for Queensland Fire Department information and communications systems and equipment.
- \$2.7 million for mobile capability and the development of new applications for the Queensland Police Service QLiTe mobile tablet devices.
- \$2.6 million for land acquisitions.
- \$2.5 million to modernise and upgrade the police network of watchhouses.
- \$2.1 million for aviation capability - Remotely Piloted Aircraft System.
- \$1.2 million for aircraft maintenance.
- \$300,000 to commence the upgrade of the police facilities at Bundaberg and the replacement water police facility at Hervey Bay.

Capital Statement 2024–25

Program Highlights (Capital Grant)

- \$15 million for PCYC Caloundra.
- \$2 million for PCYC Redcliffe.

Marine Rescue Queensland

Program Highlights (Property, Plant and Equipment)

- \$7.1 million for the Marine Rescue Vessel Replacement Program.

State Emergency Service

Program Highlights (Capital Grant)

- \$3.8 million for State Emergency Service capital grants.

Queensland Police Service

Project	Statistical Area	Total Estimated Cost \$'000	Expenditure to 30-06-24 \$'000	Budget 2024-25 \$'000	Post 2024-25 \$'000
QUEENSLAND POLICE SERVICE					
Property, Plant and Equipment					
Buildings/General Works					
Bundaberg police facility upgrade	319	20,000		100	19,900
Cairns police facility upgrade	306	21,000	18,744	2,256	
Caloundra South new police facility	316	13,500	10,365	3,135	
Clermont replacement police facility	312	5,755	801	4,954	
Cooroy replacement police facility	316	6,100	4,873	1,227	
Cunnamulla replacement police facility	315	16,500	540	1,200	14,760
Dayboro replacement police facility	314	6,700	4,309	2,391	
Hervey Bay replacement police facility	319	28,000	150	1,000	26,850
Hervey Bay replacement water police facility	319	3,800		200	3,600
Kirwan replacement police facility	318	45,000	3,277	30,180	11,543
Longreach replacement police facility	315	13,800	19	1,081	12,700
Mackay police facility upgrade	312	4,000	605	3,395	
Maryborough police facility upgrade	319	4,800	668	4,132	
Mount Isa new residential accommodation	315	5,750	232	5,518	
Palm Island multi-agency community safety facility	318	18,000	100	200	17,700
Proserpine replacement police facility	312	7,600	511	5,989	1,100

Capital Statement 2024–25

Queensland Police Service					
Project	Statistical Area	Total Estimated Cost \$'000	Expenditure to 30-06-24 \$'000	Budget 2024-25 \$'000	Post 2024-25 \$'000
Rainbow Beach replacement police facility	319	2,300	50	500	1,750
Ripley new police facility	310	34,000	1,616	15,000	17,384
Rosewood replacement police facility	310	5,433	2,854	2,579	
Wacol Youth Remand Facility	310	260,500	60,500	200,000	
Watchhouse Modernisation Program	Various	2,500		2,500	
Warwick police facility upgrade	307	21,000	1,629	10,000	9,371
Winton replacement police facility	315	4,600	57	500	4,043
Sub-total Buildings/General Works				<u>298,037</u>	
Land					
Land acquisition	Various			2,603	Ongoing
Sub-total Land				<u>2,603</u>	
Plant and Equipment					
Marine Rescue Queensland					
Marine Rescue Vessel Replacement Program	Various			7,064	Ongoing
Police and Community Safety					
Air conditioning plant replacement program	Various			4,000	Ongoing
Police Aerial Support Capability - POLAIR SEQ	Various	124,599		124,599	
Aircraft Capability Program	Various	146,301	68,089	78,212	
Aircraft Maintenance	Various			1,200	Ongoing
Aviation Capability - Remotely Piloted Aircraft System	Various	2,289	189	2,100	
Camera Detected Offence Program	Various			14,567	Ongoing
Closed circuit camera upgrades in various police facilities	Various			1,500	Ongoing
Information and communication technology	Various			16,877	Ongoing
Minor works	Various			10,350	Ongoing
Mobile capability	Various			2,720	Ongoing
New and replacement vehicles	Various			47,682	Ongoing
Police vessel management program	Various			16,005	Ongoing
Public Safety Network	Various			18,124	Ongoing
Queensland Ambulance Service information systems development	Various			3,250	Ongoing
Queensland Fire Department information and communications systems and equipment	Various			2,828	Ongoing

Capital Statement 2024–25

Queensland Police Service					
Project	Statistical Area	Total Estimated Cost \$'000	Expenditure to 30-06-24 \$'000	Budget 2024-25 \$'000	Post 2024-25 \$'000
Other plant and equipment	Various			11,692	Ongoing
Sub-total Plant and Equipment				362,770	
Total Property, Plant and Equipment				663,410	
Capital Grants					
Police and Community Safety					
PCYC Caloundra	316	15,000		15,000	
PCYC Redcliffe	313	2,000		2,000	
State Emergency Service					
State Emergency Service capital grants	Various	3,786		3,786	
Total Capital Grants				20,786	
TOTAL QUEENSLAND POLICE SERVICE (PPE)				663,410	
TOTAL QUEENSLAND POLICE SERVICE (CG)				20,786	

3.15 QUEENSLAND TREASURY

Queensland Treasury has capital purchases of \$41 million and capital grants of \$154.8 million in 2024-25.

Program Highlights (Total Property, Plant and Equipment)

- \$41 million to develop a Queensland Resources Common User Facility to support pilot and demonstration scale trials of processing methods and technologies for critical minerals and rare earth elements.

Program Highlights (Capital Grants)

- \$154.8 million through the Queensland First Home Owners' Grant to assist first-time home buyers buying or building a new home with grants to get into the market sooner.
- Preconstruction works on the Gympie Road Bypass Tunnel regarding voluntary land acquisitions.

Queensland Treasury						
Project	Statistical Area	Total Estimated Cost \$'000	Expenditure to 30-06-24 \$'000	Budget 2024-25 \$'000	Post 2024-25	
QUEENSLAND TREASURY						
Property, Plant and Equipment						
Queensland Resources Common User Facility	318	63,287	4,747	40,978	17,562	
Total Property, Plant and Equipment				40,978		
Capital Grants						
Queensland First Home Owners' Grant	Various			154,756	Ongoing	
Gympie Road Bypass voluntary land acquisitions ¹	302			...	Ongoing	
Total Capital Grants				154,756		
TOTAL QUEENSLAND TREASURY (PPE)				40,978		
TOTAL QUEENSLAND TREASURY (CG)				154,756		

Note:

1. Land acquisitions for the Gympie Road Bypass are voluntary in nature and subject to commercial negotiations.

3.16 REGIONAL DEVELOPMENT, MANUFACTURING AND WATER

The Regional Development, Manufacturing and Water portfolio includes the Department of Regional Development, Manufacturing and Water, Gladstone Area Water Board, Mount Isa Area Water Board, Seqwater and Sunwater Limited. In 2024–25, the portfolio's capital program includes capital purchases of \$1.038 billion and capital grants of \$147.2 million.

Department of Regional Development, Manufacturing and Water

The Regional Development, Manufacturing and Water has capital purchases of \$3.5 million and capital grants of \$147.2 million.

Program Highlights (Capital Grants)

- \$195 million over 3 years, held centrally, subject to conditions to complete stage one of the Cairns Water Security Program.
- \$34.7 million through the Made in Queensland grants program to assist small to medium sized manufacturers to increase international competitiveness, productivity and innovation via the adoption of new technologies, systems and processes, and to generate high-skilled jobs for the future.
- \$26.4 million to continue the Mount Morgan Pipeline project, in partnership with the Australian Government, for Rockhampton Regional council to construct a drinking water pipeline from Gracemere to Mount Morgan providing reliability of water supply.
- \$20.1 million for Stage 1 of the Ayr Water Treatment Plant to support the Burdekin Shire Council in the delivery of safe and reliable drinking water to the community through the construction of a new water treatment plant and refurbishing of South Ayr bores.
- \$16.1 million as part of the \$70 million Building our Regions program (Round 6) to assist water service providers to deliver water and sewerage projects that create regional and economic development opportunities, support local industry growth, generate jobs, and improve liveability in Queensland's regional communities.
- \$15.3 million as part of the \$26 million for the Lansdown Eco-Industrial Estate Precinct construction of a 13 kilometre raw water pipeline and pumping station connecting the Lansdown Eco-Industrial Precinct to the Haughton Pipeline, and a water reservoir.
- \$11.3 million through the Manufacturing Hubs Grant Program to assist regional small to medium sized manufacturers to become productive, build their advanced manufacturing capabilities and create the jobs of the future.
- \$6 million for the Toowoomba Regional Council to continue construction of water treatment and supply works for its 4 satellite communities of Cambooya, Greenmount, Nobby and Clifton.

Gladstone Area Water Board

Total expenditure planned for 2024–25 is \$354.8 million, and is focused on continuing and improving water security and the effective, reliable, and safe operation of Gladstone Area Water Board's infrastructure, as well as ensuring the network meets the current and future needs of customers.

Program Highlights (Property, Plant and Equipment)

- \$311.1 million for construction of the Fitzroy to Gladstone Pipeline, a water security initiative to address the single source supply risk from Lake Awoonga, delivering water from the

Lower Fitzroy River to Gladstone Area Water Board's existing network.

- \$5.9 million to continue planning for the augmentation of Gladstone Area Water Board's network to supply water to new hydrogen and other industrial customers.
- \$5.5 million end of life replacement of the potable water pipeline from Boat Creek to East End and installation of a new raw water pipeline to service the northern industrial zone.
- \$3.4 million for construction of a solar installation at Awoonga Dam to facilitate the reduction of carbon emissions in line with Gladstone Area Water Board's Climate Change Strategy and Action Plan 2021.
- \$1.6 million for planning and preparatory works for the Awoonga Dam improvement project to comply with dam safety standards for extreme weather events.

Mount Isa Water Board

Total capital expenditure planned for 2024–25 is \$7.9 million, and is focused on continuing and improving the cost-efficient, reliable, and safe operation of Mount Isa Water Board's bulk water infrastructure.

Program Highlights (Property, Plant and Equipment)

- \$1 million to continue replacing the aged timber poles and cross-arms of the Lake Julius 66kV power line with bushfire-resistant materials (concrete and steel).
- \$658,000 for planning work to install solar array systems at Mount Isa Terminal Reservoir and Clear Water Lagoon to improve energy reliability and efficiency.
- \$390,000 to finalise the renewal of Fred Haigh pump station high voltage yard and electromechanical equipment to improve operational reliability and efficiency. Complete compliance of the low voltage system and installation of the auto change over switch.
- \$342,000 for planning work to refurbish and renew the electro-mechanical equipment and civil structures of Col Popple pump station to improve operational reliability and efficiency.

Seqwater

Total capital expenditure planned for 2024–25 is \$421.2 million. The capital program is focused on delivering a safe, secure, and reliable water supply across South East Queensland, as well as planning and delivering dam improvement projects. Seqwater operates the South East Queensland Water Grid and has facilities located throughout the region. This requires a large program of renewals as well as upgrades and compliance-driven works to ensure effective operation.

Program Highlights (Property, Plant and Equipment)

- \$71.4 million to commence construction on the Lake Macdonald Dam Improvement project to comply with dam safety standards for extreme weather events.
- \$56 million to continue pre-construction activities on the Toowoomba to Warwick Pipeline to provide a drought contingency for Warwick and surrounding communities and a permanent water supply for 4 Toowoomba satellite communities.
- \$38.8 million to continue planning and investigatory works for improvement projects to Wivenhoe, Somerset, and North Pine Dams to comply with dam safety standards for extreme weather events.
- \$30.5 million to continue planning and investigatory works for the Gold Coast Desalination Plant augmentation and associated infrastructure.
- \$6.3 million to continue planning and investigatory works for a new desalination plant in South East Queensland.
- \$1.1 million to complete construction of the South West Pipeline, a 24 kilometre pipeline to

Capital Statement 2024–25

connect Beaudesert to the South East Queensland Water Grid.

Sunwater Limited

Total capital expenditure planned for 2024–25 is \$250.3 million. The capital program is focused on providing reliable water supply to regional Queensland and enhancing Sunwater's dam infrastructure to continue operating safely during extreme weather conditions. It will also support the expansion of Sunwater's Rocklea laboratory facility to produce commercial modelling for dam safety design and development programs.

Program Highlights (Property, Plant and Equipment)

- \$109.6 million to continue planning and enabling works for a new Paradise Dam wall to meet dam safety standards and support economic growth, as part of the Queensland and Federal Government's existing \$1.2 billion commitment towards the project.
- \$73.9 million to continue planning and investigatory works for the raising and improvement of Burdekin Falls Dam, as part of the Queensland Government's existing \$540 million commitment towards the project.

Regional Development, Manufacturing and Water

Project	Statistical Area	Total Estimated Cost \$'000	Expenditure to 30-06-24 \$'000	Budget 2024-25 \$'000	Post 2024-25 \$'000
DEPARTMENT OF REGIONAL DEVELOPMENT, MANUFACTURING AND WATER					
Property, Plant and Equipment					
Other property, plant and equipment	Various			3,500	Ongoing
Total Property, Plant and Equipment				3,500	
Capital Grants					
Ayr Water Treatment Plant (Stage 1)	318	33,444	10,033	20,067	3,344
Building our Regions (Round 6)	Various	70,000	33,889	16,111	20,000
Fish-friendly water extraction project: Condamine-Balonne and Border Rivers	307	6,774	5,351	704	719
Great Artesian Basin Industry Partnership Program	Various	9,000	5,000	2,000	2,000
Great Artesian Basin Water Security Program	Various	32,000		3,829	28,171
Lansdown Eco-Industrial Estate Precinct	318	26,000		15,250	10,750
Made in Queensland	Various	121,500	75,875	34,719	10,906
Manufacturing Hub Grant Program	Various	33,500	21,647	11,256	597
Mount Morgan Pipeline	308	70,350	41,500	26,350	2,500
ReMade in Queensland	Various	10,000		6,000	4,000
Southern Downs Drought Resilience Package	307	7,640	5,730	1,910	
Southern Downs smart reticulation and network monitoring	307	8,500	3,400	2,975	2,125
Toowoomba water treatment to four communities	317	15,000	5,250	6,000	3,750
Total Capital Grants				147,171	

Capital Statement 2024–25

Regional Development, Manufacturing and Water

Project	Statistical Area	Total Estimated Cost \$'000	Expenditure to 30-06-24 \$'000	Budget 2024-25 \$'000	Post 2024-25 \$'000
GLADSTONE AREA WATER BOARD					
Property, Plant and Equipment					
Aldoga raw water pump station and pipeline	308	10,130	150	5,482	4,498
Awoonga Dam improvement project - planning	308	9,796	8,200	1,596	
Awoonga Dam pipeline remediation	308	2,241	1,265	976	
Awoonga Dam solar farm	308	4,200	775	3,425	
Benaraby Creek Main Crossing potable water pipeline replacement	308	1,320	20	1,300	
Boyne Island raw and potable water pipeline replacements	308	12,626	126	4,330	8,170
East End Pipeline replacement	308	9,919	4,409	5,510	
Fitzroy to Gladstone Pipeline	308	983,000	591,646	311,094	80,260
Flowmeter replacement	308	2,711	1,517	1,194	
Golegumma pipeline replacement	308	5,112	664	3,200	1,248
Hydrogen short term capital program - planning	308	9,960	100	5,860	4,000
Program of smaller capital works projects	308			2,724	Ongoing
Queensland Alumina Limited raw water pipeline replacement	308	9,005	570	4,269	4,166
Raw water pipeline, Glen Eden and Moura rail reline	308	2,812	1,812	1,000	
Right of use lease assets	308			1,565	Ongoing
South-tree Bridge cathodic protection installation	308	1,948	46	1,299	603
Total Property, Plant and Equipment				354,823	
MOUNT ISA WATER BOARD					
Property, Plant and Equipment					
Chlorine dose equipment upgrade	315	1,790	819	971	
Col Popple pump station upgrade - planning	315	342		342	
Fred Haigh pump station electro-mechanical overhaul	315	12,400	12,010	390	
Lake Julius power pole replacement	315	2,718	78	1,015	1,625
Mount Isa City Council supply - diesel backup	315	2,168	1,831	336	
Other asset enhancements	315			1,315	Ongoing
Other asset renewals	315			1,795	Ongoing
Other plant and equipment upgrades	315			511	Ongoing
Pipeline instrumentation and automation enhancements	315	1,074		74	1,000

Capital Statement 2024–25

Regional Development, Manufacturing and Water

Project	Statistical Area	Total Estimated Cost \$'000	Expenditure to 30-06-24 \$'000	Budget 2024-25 \$'000	Post 2024-25 \$'000
Solar systems installation - planning	315	658		658	
Supervisory Control and Data Acquisition (SCADA) system upgrade	315	1,431		496	935
Total Property, Plant and Equipment				7,903	

SEQWATER

Property, Plant and Equipment

Gold Coast Desalination Plant augmentation and associated infrastructure - planning	309	38,700	8,200	30,500	
Information and communication technology capital program	310			25,834	Ongoing
Lake Macdonald Dam improvement project	316	427,700	61,059	71,394	295,247
Mount Crosby East Bank sub-station and enabling works	310	35,600	24,918	1,891	8,791
Mount Crosby East Bank sub-station critical electrical infrastructure upgrade	310	61,804	18,082	24,210	19,512
Non-infrastructure capital works	310			18,565	Ongoing
North Pine Dam improvement project - planning	314	15,917	7,957	7,960	
North Pine Dam staged strengthening project - planning	314	12,964	6,627	6,337	
Other infrastructure improvements - other infrastructure projects	310			34,778	Ongoing
Other infrastructure improvements - water storage projects	310			18,234	Ongoing
Other infrastructure improvements - water transport projects	310			22,874	Ongoing
Other infrastructure improvements - water treatment projects	310			70,646	Ongoing
Somerset Dam improvement project - planning	310	51,519	38,442	13,077	
South East Queensland Desalination Plant - planning	316	35,459	29,122	6,337	
South West Pipeline	311	95,200	93,171	1,087	942
Toowoomba to Warwick Pipeline	317	273,100	29,289	56,021	187,790
Wivenhoe Dam improvement project - planning	310	18,245	6,781	11,464	
Total Property, Plant and Equipment				421,209	

SUNWATER LIMITED

Property, Plant and Equipment

Burdekin Falls Dam raising and improvement project – planning and investigatory works ¹	318	161,800	73,957	73,914	13,929
--	-----	---------	--------	---------------	--------

Capital Statement 2024–25

Regional Development, Manufacturing and Water						
Project	Statistical Area	Total Estimated Cost \$'000	Expenditure to 30-06-24 \$'000	Budget 2024-25 \$'000	Post 2024-25 \$'000	
Burdekin Moranbah Pipeline - inline storage	312	4,000		4,000		
Burdekin Moranbah Pipeline - pumping reliability improvement project	312	34,292	3,224	6,000	25,068	
Eungella Water Pipeline (stage 3)	312	12,344	8,095	4,249		
Lower Burdekin rising groundwater mitigation project	318	18,874	2,759	6,000	10,115	
Non-infrastructure capital works	Various			10,079		Ongoing
Non-routine capital works - bulk water infrastructure	Various			5,506		Ongoing
Non-routine capital works - industrial pipelines	Various			2,206		Ongoing
Non-routine capital works - irrigation systems	Various			8,635		Ongoing
Other dam improvement projects - planning	308	8,000		8,000		
Paradise Dam improvement project - planning and enabling works ²	319	313,300	113,658	109,624	90,018	
Right of use leased assets	Various			2,107		Ongoing
Rocklea laboratory facility upgrade	303	21,907	6,758	10,000	5,149	
Total Property, Plant and Equipment				250,320		
TOTAL REGIONAL DEVELOPMENT, MANUFACTURING AND WATER (PPE)				1,037,756		
TOTAL REGIONAL DEVELOPMENT, MANUFACTURING AND WATER (CG)				147,171		

Notes:

1. The \$161.8 million total estimated cost for the Burdekin Falls Dam raising and improvement project reflects expenditure to date and forecast expenditure for planning and investigatory works. The total estimated cost and project timing will be updated upon completion of the updated detailed business case.
2. The \$313.3 million total estimated cost for the Paradise Dam improvement project reflects expenditure to date and forecast expenditure for planning and enabling works. The total estimated cost and project timing will be updated upon completion of the detailed business case currently underway.

3.17 RESOURCES

Department of Resources

The Department of Resources has a capital program of \$19.6 million in 2024–25, including \$19.1 million in capital purchases and \$500,000 in capital grants.

The program includes investments in upgrades and maintenance of the state's stock route network, digital solutions to support the vast datasets used to stimulate economic development in Queensland, and other critical property, plant and equipment assets to meet service delivery requirements.

Program Highlights (Property, Plant and Equipment)

- \$2.9 million in 2024–25 to continue managing significant public health and safety, property and environmental risks at high-risk abandoned mine sites, as part of the Abandoned Mine Lands Program.
- \$900,000 in 2024–25 to continue improving and maintaining stock route water facilities across the state to ensure their safe and efficient operation.

Program Highlights (Capital Grants)

- \$500,000 for a capital grant to support the restoration of camping amenities at the Adam's Beach camping reserve, which were demolished to allow for the remediation of historical impacts of sand mining.

Resources					
Project	Statistical Area	Total Estimated Cost \$'000	Expenditure to 30-06-24 \$'000	Budget 2024-25 \$'000	Post 2024-25 \$'000
DEPARTMENT OF RESOURCES					
Property, Plant and Equipment					
Abandoned Mine Lands Program	Various	4,170	100	2,920	1,150
Other property, plant and equipment	Various			6,406	Ongoing
Stock route network	Various			900	Ongoing
Systems development	Various			8,881	Ongoing
Total Property, Plant and Equipment				19,107	
Capital Grants					
Adam's Beach camping amenities	301	500		500	
Total Capital Grants				500	
TOTAL RESOURCES (PPE)				19,107	
TOTAL RESOURCES (CG)				500	

3.18 STATE DEVELOPMENT AND INFRASTRUCTURE

In 2024-25, the State Development and Infrastructure portfolio, including Economic Development Queensland and South Bank Corporation, has capital purchases of \$142.8 million and capital grants of \$642.6 million.

Department of State Development and Infrastructure

The Department of State Development and Infrastructure has capital purchases of \$12.3 million and capital grants of \$545.5 million in 2024-25.

Program Highlights (Capital Grants)

- \$85 million as part of the \$200 million South East Queensland Liveability Fund to support Local Government projects that create liveable, creative, sustainable and healthy communities (jointly funded with the Australian Government).
- \$63.5 million as part of the \$195 million Haughton Pipeline Project Stage 2 for construction of a water pipeline and associated infrastructure from the Burdekin River at Clare, connecting to Stage 1 of the pipeline near Haughton pump station.
- \$47 million as part of the \$218.2 million Resources Community Infrastructure Fund to support regional communities by improving economic and social infrastructure across Queensland's resources communities.
- \$41.6 million as part of the \$82.2 million Recycling Modernisation Fund to support businesses to improve recycling infrastructure for waste streams impacted by waste export bans (jointly funded with the Australian Government).
- \$37.5 million as part of the \$73.9 million Translational Manufacturing facility at the Translational Research Institute for the establishment and operation of a scale-up biomedical manufacturing facility.
- \$25 million as part of the \$80 million Queensland Battery Industry Strategy Implementation to help grow and diversify the industry.
- \$25 million as part of the \$50 million Local Digital Priority Projects to invest in digital solutions that address specific local economic, business and social projects (jointly funded with the Australian Government).

Economic Development Queensland

In 2024-25, Economic Development Queensland has capital purchases of \$117.8 million and capital grants of \$97.1 million.

Program Highlights (Property, Plant and Equipment and Capital Grants)

- \$97.1 million as part of the \$215.6 million in capital grants for Social and Affordable Housing on developments led by EDQ in consultation with the Department of Housing, Local Government, Planning and Public Works.
- \$44.3 million as part of the \$410.8 million for the urban renewal development at Northshore Hamilton including the delivery of supporting civil and precinct infrastructure.
- \$25.4 million as part of the \$37.3 million for the development of Coolum Eco Industrial Park (Stage 2) to provide industrial land supply and support economic development on the Sunshine Coast.

Capital Statement 2024–25

South Bank Corporation

In 2024-25, the South Bank Corporation has budgeted capital purchases of \$12.7 million to enhance the South Bank Parklands, the Corporation's commercial assets and the Brisbane Convention and Exhibition Centre.

State Development and Infrastructure

Project	Statistical Area	Total Estimated Cost \$'000	Expenditure to 30-06-24 \$'000	Budget 2024-25 \$'000	Post 2024-25 \$'000
DEPARTMENT OF STATE DEVELOPMENT AND INFRASTRUCTURE					
Property, Plant and Equipment					
Brisbane 2032 Olympic and Paralympic Games Minor Venues Program	301	256,500	100	6,553	249,847
Office of Industrial Relations plant and equipment	305			3,446	Ongoing
Gladstone State Development Area acquisitions	Various	1,424		1,424	
Callide Infrastructure Corridor	Various	799		799	
State development area property management	308	200	150	50	
Total Property, Plant and Equipment				<u>12,272</u>	
Capital Grants					
South East Queensland Liveability Fund	Various	200,000		85,000	115,000
Haughton Pipeline Project (Stage 2)	318	195,000	127,500	63,500	4,000
Resources Community Infrastructure Fund	Various	218,200	66,035	47,000	105,165
Recycling Modernisation Fund	Various	82,226	9,467	41,565	31,194
Translational Manufacturing facility at the Translational Research Institute	303	73,900	9,500	37,483	26,917
Queensland Battery Industry Strategy Implementation	Various	80,000		25,000	55,000
Local Digital Priority Projects	Various	50,000		25,000	25,000
Loganlea - Meadowbrook Infrastructure	311	40,000	5,000	21,600	13,400
Brisbane 2032 Olympic and Paralympic Games Minor Venues Program	316	304,120	150	20,053	283,917
Racing Infrastructure Fund	Various	180,144	127,421	19,573	33,150
Growth Area Compact	314	100,000		15,000	85,000
Lansdown Eco-Industrial Precinct	318	34,000	20,031	13,969	
Modern Manufacturing Initiative	Various	41,700	4,000	13,500	24,200
Industry Partnership Program	Various	156,800	10,800	12,334	133,666
Building our Regions (Rounds 1-5)	Various	329,609	317,609	12,000	
Kangaroo Point Green Bridge	305	63,200	51,600	11,600	
Regional Recovery Partnerships Program	Various	20,225	9,794	10,431	

Capital Statement 2024–25

State Development and Infrastructure

Project	Statistical Area	Total Estimated Cost \$'000	Expenditure to 30-06-24 \$'000	Budget 2024-25 \$'000	Post 2024-25 \$'000
Public Art Initiatives	Various	10,000		10,000	
Green Urban Infrastructure	Various	10,000		10,000	
Toowoomba Railway Parklands	317	20,000		7,000	13,000
National Battery Testing Centre	302	10,000		6,500	3,500
Emerging Hydrogen Industry	Various	23,135	2,985	5,134	15,016
Barcaldine Renewable Energy Zone	315	7,000		5,000	2,000
Industry Partnership Program (Round 2)	Various	53,539		5,000	48,539
Southport Spit	309	26,572	21,927	4,502	143
Planning for Future Region-Shaping Infrastructure	Various	4,000	500	3,500	
Bromelton State Area Development Area Business Case	309	4,500		3,250	1,250
Hydrogen Ecosystem Pilot Project	308	3,650		3,146	504
Cairns Marine Precinct Shipyards	306	4,000	1,600	2,400	
Community Infrastructure Investment Partnership	Various	15,000	8,237	2,363	4,400
Recycling and Jobs Fund	Various	135,000		2,300	132,700
Queensland Battery Industry Development Strategy	Various	1,730	1,200	530	
Smart Region Digital Plan	Various	500	300	200	
Road Safety Mapping	Various	110		110	
Total Capital Grants				545,543	

ECONOMIC DEVELOPMENT QUEENSLAND

Property, Plant and Equipment

Northshore Hamilton	302	410,751	116,484	44,344	249,923
Coolum Eco Industrial Park (Stage 2)	316	37,267	4,829	25,375	7,063
Clinton Industrial Estate	308	19,570	3,958	12,026	3,586
Currumbin Eco-Parkland	309	39,538	17,477	9,416	12,645
Southport West Tower	309	26,653	17,397	9,256	
Yeerongpilly Green	303	77,128	60,706	4,560	11,862
Gold Coast Health and Knowledge Precinct	309	42,177	29,237	4,022	8,918
Yeronga Priority Development Area	303	32,205	28,843	3,362	
Carseldine Village	302	36,290	32,553	2,717	1,020
Oxley Priority Development Area	310	34,443	32,362	2,081	
Salisbury Plains Industrial Precinct	312	6,813	3,063	250	3,500
Townsville Regional Industrial Estate	318	8,751	4,751	200	3,800

Capital Statement 2024–25

State Development and Infrastructure

Project	Statistical Area	Total Estimated Cost \$'000	Expenditure to 30-06-24 \$'000	Budget 2024-25 \$'000	Post 2024-25 \$'000
Gladstone State Development Area	308	86,745	78,945	200	7,600
Total Property, Plant and Equipment				<u>117,809</u>	
Capital Grants					
Social and Affordable Housing	Various	215,600		97,067	118,533
Total Capital Grants				<u>97,067</u>	
SOUTH BANK CORPORATION					
Property, Plant and Equipment					
Brisbane Convention and Exhibition Centre enhancements and replacements	305			8,299	Ongoing
South Bank Parklands enhancements and replacements	305			2,269	Ongoing
Investment properties - other enhancements and replacements	305			1,896	Ongoing
Car park upgrades and replacements	305			238	Ongoing
Total Property, Plant and Equipment				<u>12,702</u>	
TOTAL STATE DEVELOPMENT AND INFRASTRUCTURE (PPE)				<u>142,783</u>	
TOTAL STATE DEVELOPMENT AND INFRASTRUCTURE (CG)				<u>642,610</u>	

3.19 TOURISM AND SPORT

Department of Tourism and Sport

Total capital purchases for the Department of Tourism and Sport are estimated to be \$39.4 million in 2024-25. Total capital grants for the department are estimated to be \$230.5 million in 2024-25.

Program Highlights (Property, Plant and Equipment)

- \$28.3 million for Queensland Active Precincts to enhance existing state-owned sport and active recreation facilities at the Gold Coast, Sunshine Coast and Townsville, to deliver quality experiences that inspire physical activity.
- \$11 million for development of the Wangetti Trail, a 94 kilometre walking and mountain biking trail from Palm Cove to Port Douglas, with public and eco-accommodation facilities.

Program Highlights (Capital Grants)

- \$43.1 million for the Stage 1 redevelopment of Browne Park including building a contemporary 3,500 seat grandstand, public amenities, food and beverage outlets, media and coach facilities, and increasing the ground capacity.
- \$27.9 million for the Sport Minor Infrastructure Program for minor facility improvements that support increased opportunities for Queenslanders to participate in sport and active recreation.
- \$25 million for the construction of new Police Citizen Youth Clubs and the upgrade of existing facilities.
- \$18 million to support new and upgraded facilities as part of the Minor Infrastructure and Inclusive Facilities Fund to make community sport and active recreation more inclusive, accessible, safe and efficient.
- \$16.9 million to support the clean up and repair of community and recreational assets damaged by the extraordinary 2021-22 disaster events, in partnership with the Australian Government.
- \$14.1 million for local community sporting infrastructure to encourage Queenslanders to be more active, more often as well as working to increase health and wellbeing outcomes across the state in line with key government priorities.

Stadiums Queensland

Stadiums Queensland's 2024-25 capital outlay of \$32.6 million represents the minimum capital investment required to assist in ensuring that Queensland's major sports and entertainment facilities continue to provide world-class fan experiences, support high performance development and facilitate community participation in sport and physical activity.

Capital Statement 2024–25

Tourism and Sport					
Project	Statistical Area	Total Estimated Cost \$'000	Expenditure to 30-06-24 \$'000	Budget 2024-25 \$'000	Post 2024-25 \$'000
DEPARTMENT OF TOURISM AND SPORT					
Property, Plant and Equipment					
Queensland Active Precincts	Various	88,585	46,842	28,285	13,458
Wangetti Trail	306	27,048	4,792	11,000	11,256
Queensland Academy of Sport - specialist equipment	303	457	157	75	225
Total Property, Plant and Equipment				39,360	
Capital Grants					
Browne Park Redevelopment	308	54,326	6,206	43,120	5,000
Sport Minor Infrastructure Program	Various	47,988	14,792	27,945	5,251
PCYC Queensland Capital Works	Various	50,000	25,000	25,000	
Minor Infrastructure and Inclusive Facilities Fund	Various	29,000	8,000	18,000	3,000
Community Recreational Assets Recovery and Resilience Program	Various	86,077	69,153	16,924	
Local community sporting infrastructure	Various	55,980	41,879	14,101	
Binna Burra Lodge rebuild	309	18,000	5,339	12,661	
Minjerribah Futures Program	301	26,324	17,823	8,501	
Growing Future Tourism Program	Various	28,500	650	8,450	19,400
QRA Tropical Cyclone Jasper Tourism Resilience Recovery	Various	11,600	300	8,300	3,000
Women's Football Legacy Fund	Various	5,900		5,900	
Activate Ecotourism	Various	9,194	4,194	5,000	
Rockhampton Sports Precinct	308	5,000		5,000	
Sporting infrastructure	Various	14,360	9,610	4,750	
Drive It NQ	318	10,400	6,000	4,400	
Year of Accessible Tourism	Various	4,940	940	4,000	
Building Bush Tourism Fund	Various	9,850	350	3,800	5,700
Tourism Experience Development Fund	Various	9,613	6,327	3,286	
Great Barrier Reef Marine infrastructure	Various	3,000		3,000	
Active Community Infrastructure - Round 1	Various	26,736	25,048	1,688	
Pajinka infrastructure	315	1,650		1,650	
Growing Indigenous Tourism in Queensland Fund	Various	6,393	5,254	1,139	
Surf Lifesaving infrastructure	Various	5,999	4,699	1,125	175
Lamington National Park and surrounds - Pats Farm Cabins	309	2,000	1,000	1,000	

Capital Statement 2024–25

Tourism and Sport					
Project	Statistical Area	Total Estimated Cost \$'000	Expenditure to 30-06-24 \$'000	Budget 2024-25 \$'000	Post 2024-25 \$'000
Active Game Day Schools	Various	8,369	7,474	895	
Mapoon Aboriginal Shire Council	Various	632	60	572	
Australian Workers Heritage Centre	315	1,300	1,136	164	
Abbey Museum Art Gallery & Cafe and Abbey Medieval Festival Site Redevelopment	313	2,100	1,981	119	
Total Capital Grants				<u>230,490</u>	
STADIUMS QUEENSLAND					
Property, Plant and Equipment					
Stadiums Queensland - Annual capital program	Various			32,609	Ongoing
Total Property, Plant and Equipment				<u>32,609</u>	
TOTAL TOURISM AND SPORT (PPE)				<u>71,969</u>	
TOTAL TOURISM AND SPORT (CG)				<u>230,490</u>	

3.20 TRANSPORT AND MAIN ROADS

TRANSPORT AND MAIN ROADS

In 2024-25, total capital purchases for the Transport and Main Roads portfolio are \$9.494 billion including capital grants of \$736.3 million. The portfolio includes the Department of Transport and Main Roads, Queensland Rail, Cross River Rail Delivery Authority, Far North Queensland Ports Corporation Limited, Gladstone Ports Corporation Limited, North Queensland Bulk Ports Corporation Limited, Port of Townsville Limited, RoadTek, Gold Coast Waterways Authority and CITEC

Department of Transport and Main Roads

In 2024-25, capital purchases total \$6.896 billion towards infrastructure investment across the state. The Department of Transport and Main Roads designs, delivers and maintains transport infrastructure with a vision of creating a single integrated network accessible to everyone.

Program Highlights (Property, Plant and Equipment)

- \$786 million towards Queensland Train Manufacturing Program, at a total estimated capital cost of \$4.869 billion.
- \$650 million towards Coomera Connector (Stage 1), Coomera to Nerang, at a total estimated cost of \$3.026 billion (jointly funded with the Australian Government).
- \$500 million towards Logan and Gold Coast Faster Rail, as part of a total commitment of \$5.750 billion (jointly funded with the Australian Government).
- \$308.2 million towards Gold Coast Light Rail (Stage 3), Broadbeach South to Burleigh Heads, at a total estimated cost of \$1.219 billion (jointly funded with the Australian Government and Gold Coast City Council).
- \$191.2 million towards Rockhampton Ring Road, at a total estimated cost of \$1.730 billion (jointly funded with the Australian Government).
- \$168.3 million towards New Gold Coast Stations (Pimpama, Hope Island and Merrimac), at a total estimated cost of \$500 million.
- \$165 million towards Pacific Motorway, Varsity Lakes (Exit 85) to Tugun (Exit 95) upgrade, at a total estimated cost of \$1.500 billion (jointly funded with the Australian Government).
- \$115 million towards Beerburrum to Nambour Rail Upgrade (Stage 1), as part of a total commitment of \$1.004 billion (jointly funded with the Australian Government).
- \$110.8 million towards Direct Sunshine Coast Rail Line (Stage 1), as part of a total commitment of \$5.5 billion (jointly funded with the Australian Government). Stage 1 is expected to cost between \$5.5 billion to \$7 billion, with cost estimates to be finalised following further design development, market engagement and procurement.
- \$110.6 million towards Bruce Highway (Cooroy to Curra) Section D construction, at a total estimated cost of \$1.162 billion (jointly funded with the Australian Government).
- \$105 million towards Pacific Motorway, Eight Mile Plains to Daisy Hill upgrade, at a total estimated cost of \$750 million (jointly funded with the Australian Government).
- \$104 million towards New Generation Rollingstock, European Train Control System fitment, install new signalling, at a total estimated cost of \$380.5 million.
- \$83.3 million towards New Generation Rollingstock, Automatic Train Operation and Platform Screen Doors fitment, at a total estimated cost of \$275.7 million.
- \$80.9 million towards Bruce Highway (Brisbane - Gympie), Dohles Rocks Road to Anzac Avenue upgrade (Stage 1), as part of a total commitment of \$290 million (jointly funded with the Australian Government).

Capital Statement 2024–25

- \$65 million towards Centenary Bridge Upgrade, at a total estimated cost of \$298.5 million (jointly funded with the Australian Government).
- \$55 million towards Gateway Motorway, Bracken Ridge to Pine River upgrade, as part of a total commitment of \$1 billion (jointly funded with the Australian Government).
- \$52.3 million towards Walkerston Bypass, at a total estimated cost of \$251.7 million (jointly funded with the Australian Government).

Program Highlights (Capital Grants)

- \$76 million towards Transport Infrastructure Development Scheme to local governments, including Aboriginal and Torres Strait Islander community assistance.
- \$63.1 million towards Boundary Road (Coopers Plains), upgrade rail level crossing, as part of a total commitment of \$399 million (jointly funded with the Australian Government and Brisbane City Council).
- \$56.2 million towards Beams Road (Carseldine and Fitzgibbon), upgrade rail level crossing, as part of a total commitment of \$235 million (jointly funded with the Australian Government and Brisbane City Council).
- \$44.7 million towards development of the cycle network throughout Queensland.
- \$21.6 million towards the School Bus Upgrade Program.

RoadTek

In 2024-25, \$26 million is allocated to replace construction plant and equipment for road construction and maintenance throughout Queensland.

CITEC

CITEC has capital purchases of \$19.7 million in 2024-25, comprising right of use lease assets and hardware replacement.

Program Highlights (Property, Plant and Equipment)

- \$18.7 million of right of use lease assets for ICT services.
- \$1 million for hardware replacement.

Queensland Rail

In 2024-25, \$1.748 billion is allocated towards capital purchases for Queensland Rail.

Program Highlights (Property, Plant and Equipment)

\$1.160 billion is provided towards projects that will grow or enhance the Queensland Rail network including:

- \$272.4 million towards implementing the European Train Control System Signalling Program: Phase 1 in the Brisbane Inner City Network.
- \$123 million towards constructing Clapham Yard Stabling at Moorooka.
- \$165.7 million towards station accessibility upgrades at Banyo, Bundamba, Buranda, Burpengary, Lindum and Morningside.
- \$61.4 million towards signalling integration works to enable delivery of the European Train Control System.
- \$50.2 million towards delivery of necessary Queensland Train Manufacturing Program

enabling works for the integration and operational readiness of new trains being delivered by the Department of Transport and Main Roads.

\$588.5 million to replace, renew and upgrade rail infrastructure, rollingstock, buildings, facilities, and other network assets including:

- \$172.7 million to invest in the South East Queensland network including rollingstock, operational facilities, track infrastructure, civil structures and signalling.
- \$328.4 million to invest in the regional network including rollingstock, operational facilities, track infrastructure, civil structures and signalling.
- \$87.4 million for business enabling investment on corporate, property and ICT works across Queensland.

Gold Coast Waterways Authority

In 2024-25, the Gold Coast Waterways Authority has allocated \$10.1 million to improve management of, and provide better access to, the Gold Coast Waterway, canals and rivers and to deliver The Spit Works Program.

- \$4.6 million to deliver The Spit Works Program, including Doug Jennings Park revitalisation, Muriel Henschman Boating Facilities and Marine Stadium foreshore surrounds upgrade.
- \$3.6 million to deliver Hope Island, Santa Barbara, Loders Creek, Tallebudgera (Murlong Crescent) boat ramp replacements, and Wave Break Island keyhole anchorage dredging.
- \$1.9 million to deliver improvements to vessels and the Sand Bypass System.

Cross River Rail Delivery Authority

In 2024-25, \$513.6 million has been allocated to construct a new 10.2 kilometre rail line from Dutton Park to Bowen Hills, including 5.9 kilometres of twin tunnels under the Brisbane River and CBD, and four new underground stations.

Program Highlights (Property, Plant and Equipment)

- \$455.3 million in 2024-25 to continue delivery of Cross River Rail, at a total estimated cost of \$7.669 billion.

Program Highlights (Capital Grants)

- \$58.3 million towards third party returnable works for Cross River Rail, at a total estimated cost of \$179.2 million.

Far North Queensland Ports Corporation

In 2024-25, Far North Queensland Ports Corporation Limited has allocated \$69.9 million towards new and continuing development within its ports in Far North Queensland.

Program Highlights (Property, Plant & Equipment)

- \$37 million for the Cairns Marine Precinct - Common User Facility, with commitments from the Queensland and Australian Governments totalling \$360 million.
- \$10 million for Channel Navigation Improvements at the Port of Cairns, at a total estimated cost of \$12 million.
- \$5.1 million for the Horn Island Passenger Jetty and Cargo Wharf, at a total estimated cost

of \$11.1 million.

- \$4.5 million for Marina Configuration and Expansion at the Port of Cairns, at a total estimated cost of \$5.9 million.

Gladstone Ports Corporation

In 2024-25, Gladstone Ports Corporation Limited has allocated \$122 million towards ongoing development of the Port of Gladstone and additional works at the Port of Rockhampton (Port Alma).

Program highlights (Property, Plant & Equipment)

- \$60.5 million towards RG Tanna Coal Terminal projects at the Port of Gladstone.
- \$33.9 million towards the Northern Land Expansion Project at the Port of Gladstone at a total estimated cost of \$116 million.

North Queensland Bulk Ports Corporation

In 2024-25, North Queensland Bulk Ports Corporation has allocated \$33.4 million to continue planning and development initiatives to meet industry requirements for export facilities.

Program Highlights (Property, Plant and Equipment)

- \$8 million for development of new Heavy Duty Hardstand at Mackay to cater for container storage and handling of break bulk cargo, at a total estimated cost of \$18 million.
- \$6 million for undergrounding and relocation of fuel pipelines at Mackay, at a total estimated cost of \$6.7 million.
- \$2 million to progress consultation, detailed designs and required approvals to replace the Bowen Wharf facility, as part of initial works up to \$5 million.
- \$2 million to progress feasibility, development planning and expansion designs for the Material Offloading Facility at Abbot Point, as part of initial works up to \$4 million.
- \$1 million to progress feasibility, development and designs for potential extension of Wharf 1 at Mackay, as part of initial works up to \$1.9 million.

Port of Townsville Limited

In 2024-25, Port of Townsville Limited has allocated \$56 million towards ongoing development at the Port of Townsville.

Program Highlights (Property, Plant and Equipment)

- \$18.4 million to complete the capital dredging and reclamation works to widen the shipping channels for access by larger vessels, at a total estimated cost of \$251.2 million.

Capital Statement 2024–25

Transport and Main Roads

Project	Statistical Area	Total Estimated Cost \$'000	Expenditure to 30-06-24 \$'000	Budget 2024-25 \$'000	Post 2024-25 \$'000
DEPARTMENT OF TRANSPORT AND MAIN ROADS					
Property, Plant and Equipment					
South Coast District					
Beaudesert - Beenleigh Road, Milne Street to Tallagandra Road, duplicate to four lanes ¹	311	20,000	2,994	7,212	9,794
Beenleigh Connection Road and City Road (Beenleigh), upgrade intersection ²	311	30,000	679	3,156	26,165
Brisbane - Beenleigh Road, improve safety	311	14,813	543	6,950	7,320
Brisbane - Beenleigh Road, Kingston Road and Compton Road, upgrade intersection ³	311	20,000	2,383	12,287	5,330
Coomera Connector (Stage 1), Coomera to Nerang ⁴	309	3,026,000	821,018	650,000	1,554,982
Cunningham Highway (Ipswich - Warwick), 2020 Disaster Recovery Funding Arrangements reconstruction works ⁴	310	134,400	77,444	46,392	10,564
Currumbin Creek - Tomewin Road (Part A), 2022 Disaster Recovery Funding Arrangements reconstruction works ⁴	309	5,872	2,435	2,386	1,051
Currumbin Creek Road and Bienvenue Drive, upgrade intersection ¹	309	10,000	988	3,012	6,000
Currumbin Creek Road, 2022 Disaster Recovery Funding Arrangements reconstruction works ⁴	309	28,058	17,058	9,672	1,328
Gold Coast Light Rail (Stage 3), Broadbeach South to Burleigh Heads ⁵	309	1,219,000	665,036	308,167	245,797
Loganlea train station relocation ⁶	311	173,760	28,908	29,524	115,328
Loganlea train station, upgrade park 'n' ride ⁷	311	15,750		8,250	7,500
Mount Lindesay Highway (Brisbane - Beaudesert), Johanna Street to South Street (Jimboomba), duplication ⁸	311	95,000	14,359	12,520	68,121
Nerang - Murwillumbah Road, various locations, safety treatments	309	38,118	34,922	2,804	392
New Gold Coast Stations (Pimpama, Hope Island and Merrimac) ⁹	309	500,000	214,634	168,348	117,018
Pacific Motorway, Daisy Hill to Logan Motorway, funding commitment ¹⁰	311	1,000,000	84,100	31,900	884,000
Pacific Motorway, Eight Mile Plains to Daisy Hill upgrade ⁴	311	750,000	587,046	105,000	57,954
Pacific Motorway, Exit 49, upgrade interchange ¹¹	309	140,768	83,767	27,001	30,000
Pacific Motorway, Varsity Lakes (Exit 85) to Tugun (Exit 95) upgrade ⁴	309	1,500,000	1,044,617	165,000	290,383

Capital Statement 2024–25

Transport and Main Roads					
Project	Statistical Area	Total Estimated Cost \$'000	Expenditure to 30-06-24 \$'000	Budget 2024-25 \$'000	Post 2024-25 \$'000
Smith Street Connection, Village Boulevard to Olsen Avenue, construct pedestrian and cycleway facilities ⁴	309	13,300	800	6,250	6,250
Other construction - South Coast District (Transport and Main Roads)	Various			175,014	Ongoing
Sub-total South Coast District				<u>1,780,846</u>	
Metropolitan					
Brisbane Metro, Woolloongabba Station, funding commitment ¹²	303	450,000	56,817	4,183	389,000
Butterfield Street Layover, construct bus layover and facilities	305	10,200	1,141	9,059	
Centenary Bridge upgrade ⁴	304	298,500	126,443	65,000	107,057
Chermside Bus Layover, Gympie Road and Murphy Road intersection, construct bus facilities	302	17,480	5,772	7,425	4,283
Chermside bus stop, construct southbound platform	302	16,536	5,042	7,002	4,492
Cleveland - Redland Bay Road, Anita Street to Giles Road, duplicate lanes ¹³	301	80,000	2,351	10,289	67,360
Cleveland - Redland Bay Road, Anita Street to Magnolia Parade, duplicate to four lanes	301	84,311	52,259	27,198	4,855
Gateway Motorway, Bracken Ridge to Pine River upgrade ¹⁴	302	1,000,000	40,453	55,000	904,547
Gympie Arterial Road, Telegraph Road to Strathpine Road, improve drainage	302	15,000	574	2,026	12,400
Inner Northern Busway, Roma Street, improve bus station	305	12,000	8,000	2,000	2,000
Linkfield Road Overpass upgrade ⁸	302	176,000	15,965	5,821	154,214
Riverview - Moggill Ferry Road, River Road to Brisbane River, improve drainage, pavement stabilisation and strengthening	310	10,000	1,000	9,000	
Samford Sub-Arterial Road (Samford Road) and Glen Holm Street, upgrade intersection	304	10,000	4,600	5,400	
Veloway 1 (V1) Cycleway, Birdwood Road cycle bridge and approaches, construction ¹⁵	303	36,146		3,615	32,532
Warrego Highway (Ipswich - Toowoomba) and Mount Crosby Road interchange ¹⁴	310	277,000	13,687	2,729	260,584
Warrego Highway (Ipswich - Toowoomba), Bremer River Bridge, strengthening ¹⁰	310	85,000		25,000	60,000

Capital Statement 2024–25

Transport and Main Roads					
Project	Statistical Area	Total Estimated Cost \$'000	Expenditure to 30-06-24 \$'000	Budget 2024-25 \$'000	Post 2024-25 \$'000
Other construction - Metropolitan District (Transport and Main Roads)	Various			128,151	Ongoing
Sub-total Metropolitan				<u>368,897</u>	
North Coast District					
Beerburum to Nambour Rail Upgrade (Stage 1) ⁸	316	1,004,191	166,159	114,977	723,055
Bruce Highway (Brisbane - Gympie), Anzac Avenue to Uhlmann Road upgrade, funding commitment ¹⁰	313	733,000		8,500	724,500
Bruce Highway (Brisbane - Gympie), Dohles Rocks Road to Anzac Avenue upgrade (Stage 1) ⁸	314	290,000	30,165	80,898	178,937
Bruce Highway (Brisbane - Gympie), Gateway Motorway to Dohles Rocks Road upgrade (Stage 1) ¹⁴	314	948,000	36,205	30,000	881,795
Bruce Highway (Brisbane - Gympie), Gateway Motorway to Dohles Rocks Road upgrade (Stage 2), detailed design ¹⁴	314	30,000		20,000	10,000
Caboolture - Bribie Island Road, Hickey Road to King Johns Creek, upgrade ²	313	59,000	12	1,300	57,689
Caboolture - Bribie Island Road, upgrade program ⁸	313	48,230	16,124	3,000	29,106
Coominya Connection Road, Buaraba Creek, replace timber bridge ³	310	12,000	640	3,000	8,360
Direct Sunshine Coast Rail Line (Stage 1), funding commitment ¹⁶	316	5,500,000	5,000	110,800	5,384,200
Esk - Kilcoy Road, 2022 Disaster Recovery Funding Arrangements reconstruction works ⁴	310	13,657	2,180	11,477	
Eumundi - Noosa Road, Emu Mountain Road to Beckmans Road, widen existing pavement ⁴	316	25,000	1,500	14,250	9,250
Glass House Mountains Road (Steve Irwin Way), widen existing pavement ⁴	316	38,000	1,750	15,625	20,625
Nicklin Way, Third Avenue extension, new intersection ¹⁷	316	11,200	553	2,000	8,647
Samford Road, Lomandra Park to Camp Mountain Road, improve safety	314	11,133	3,792	3,979	3,362
Strathpine - Samford Road, Eatons Crossing Road and Mount Samson Road intersection, improve safety	314	75,200	37,733	32,267	5,200
Sunshine Motorway, Mooloolah River Interchange Upgrade (Stage 1) ¹⁸	316	176,750	76,477	10,150	90,123

Capital Statement 2024–25

Transport and Main Roads					
Project	Statistical Area	Total Estimated Cost \$'000	Expenditure to 30-06-24 \$'000	Budget 2024-25 \$'000	Post 2024-25 \$'000
Other construction - North Coast District (Transport and Main Roads)	Various			209,491	Ongoing
Sub-total North Coast District				671,715	
Wide Bay Burnett District					
Booral Road and Boundary Road (Urangan), upgrade intersection ³	319	27,000	2,526	1,905	22,569
Bruce Highway (Cooroy to Curra) Section D, construction ⁴	319	1,162,000	969,392	110,608	82,000
Bruce Highway (Gympie - Maryborough), Tiaro Bypass, construct bypass ¹⁴	319	336,000	16,013	5,600	314,387
D'Aguilar Highway (Yarraman - Kingaroy), Alexander Lane to Bunya Highway, improve safety	319	23,910	21,033	383	2,495
D'Aguilar Highway (Yarraman - Kingaroy), Bushnell Road to Homley Road, strengthen and widen pavement	319	11,500	4,802	1,698	5,000
Isis Highway (Bundaberg - Childers), various locations, improve safety	319	41,943	8,056	8,000	25,887
Maryborough - Hervey Bay Road and Pialba - Burrum Heads Road, upgrade intersection ¹	319	55,353	785	8,195	46,373
Maryborough - Hervey Bay Road, upgrade various intersections and improve safety ⁴	319	10,000	100	9,900	
Monto - Mount Perry Road (Stage 3), upgrade to sealed standard ⁴	319	27,000	5,250	10,875	10,875
Pialba - Burrum Heads Road, O'Regan Creek, upgrade existing floodway ¹⁵	319	28,950	1,400	800	26,750
Other construction - Wide Bay Burnett District (Transport and Main Roads)	319			105,466	Ongoing
Sub-total Wide Bay Burnett District				263,429	
Darling Downs District					
Bowenville - Norwin Road, 2022 Disaster Recovery Funding Arrangements reconstruction works ⁴	307	33,437	1,916	26,912	4,610
Cunningham Highway (Ipswich - Warwick), Tregony to Maryvale, improve safety ⁸	307	15,350	749	8,494	6,108
Cunningham Highway (Warwick - Inglewood), improve safety	307	16,885	870	4,500	11,515
Gatton - Helidon Road, improve safety ⁴	317	34,107	3,752	16,791	13,564
Gatton - Helidon Road, Stage 2, undertake safety treatments on high speed sections ⁴	317	32,991	569	16,211	16,211

Capital Statement 2024–25

Transport and Main Roads						
Project	Statistical Area	Total Estimated Cost \$'000	Expenditure to 30-06-24 \$'000	Budget 2024-25 \$'000	Post 2024-25 \$'000	
Gore Highway (Millmerran - Goondiwindi), Wyaga Creek, upgrade floodway ⁴	307	52,400	29,473	13,577	9,350	
Gore Highway (Toowoomba - Millmerran) and Toowoomba - Athol Road, improve safety ¹⁵	307	23,359	814	2,550	19,994	
Leichhardt Highway (Miles - Goondiwindi), 2022 Disaster Recovery Funding Arrangements reconstruction works ⁴	307	11,846	1,478	3,839	6,529	
Mount Sylvia Road, various floodways, 2022 Disaster Recovery Funding Arrangements reconstruction works ⁴	317	13,807	880	11,751	1,177	
Toowoomba - Cecil Plains Road, improve safety	307	27,031	850	6,000	20,181	
Other construction - Darling Downs District (Transport and Main Roads)	Various			156,326	Ongoing	
Sub-total Darling Downs District				266,950		
South West District						
Castlereagh Highway (St George - Hebel), 2022 Disaster Recovery Funding Arrangements betterment works ⁴	307	9,914	1,362	7,020	1,532	
Warrego Highway (Miles - Roma), pavement widening and culverts ⁴	307	30,238	709	14,765	14,765	
Warrego Highway (Mitchell - Morven), rehabilitate pavement	315	13,803	3,340	5,313	5,150	
Other construction - South West District (Transport and Main Roads)	Various			35,083	Ongoing	
Sub-total South West District				62,181		
Fitzroy District						
Access to Gladstone Port, improve heavy vehicle access, funding commitment ¹⁰	308	125,000		2,000	123,000	
Bruce Highway (Gin Gin - Benaraby), Station Creek and Boyne River, upgrade bridges ⁴	308	13,800	1,000	6,494	6,306	
Bruce Highway (Rockhampton - St Lawrence) and Bolsover Street, upgrade intersection ¹⁰	308	37,616	3,851	2,730	31,036	
Bruce Highway, Gladstone to Rockhampton, funding commitment ¹⁹	308	250,000	6,600	1,400	242,000	
Capricorn Highway (Duaringa - Emerald) and Gregory Highway (Springsure - Emerald), improve intersection ⁴	308	14,880	1,341	3,000	10,539	
Capricorn Highway (Duaringa - Emerald), undertake road safety improvements ⁴	308	24,000	3,000	10,500	10,500	

Capital Statement 2024–25

Transport and Main Roads						
Project	Statistical Area	Total Estimated Cost \$'000	Expenditure to 30-06-24 \$'000	Budget 2024-25 \$'000	Post 2024-25 \$'000	
Dawson Developmental Road (Springsure - Tambo), priority upgrades, funding commitment ⁴	308	25,538	760	8,090	16,688	
Rockhampton - Yeppoon Road, Musgrave Street, upgrade cyclist and pedestrian facilities ⁴	308	10,200	450	9,750		
Rockhampton - Yeppoon Road, Yeppoon Road upgrade ⁴	308	122,000	56,592	39,500	25,908	
Rockhampton Railyards, rail maintenance, manufacturing and logistics centre	308	33,400	32,007	1,393		
Rockhampton Railyards Rejuvenation, capital upgrades	308	14,331		13,152	1,179	
Rockhampton Ring Road ⁴	308	1,730,000	252,081	191,200	1,286,719	
Other construction - Fitzroy District (Transport and Main Roads)	308			74,530	Ongoing	
Sub-total Fitzroy District				<u>363,738</u>		
Central West District						
Capricorn Highway (Emerald - Alpha) (Package 2), strengthen and widen pavement, funding commitment ¹⁹	315	45,000	500	3,000	41,500	
Other construction - Central West District (Transport and Main Roads)	315			38,981	Ongoing	
Sub-total Central West District				<u>41,981</u>		
Mackay Whitsunday District						
Bruce Highway (Mackay - Proserpine), Palm Tree and Blackrock Creek bridges, strengthen bridges ⁴	312	13,500	7,873	2,227	3,400	
Mackay Port Access, Bruce Highway to Mackay - Slade Point Road (Stage 1) ¹⁰	312	350,000	21,804	8,000	320,196	
Mackay Ring Road (Stage 1) ²⁰	312	497,375	426,709	21,446	49,221	
Peak Downs Highway (Nebo - Mackay), Kirkup Bridge (Walkerston), replace timber bridge ¹⁵	312	11,000	1,709	1,000	8,291	
Peak Downs Highway (Nebo - Mackay), Walkerston to Racecourse, improve road safety ⁴	312	14,500	2,200	6,150	6,150	
Proserpine - Shute Harbour Road, Paluma Road to Valley Drive (Cannonvale), duplicate to four lanes ¹⁴	312	39,700	13,669	4,000	22,031	
Proserpine - Shute Harbour Road, Valley Drive to Tropic Road (Cannonvale), duplicate to four lanes ³	312	34,000	5,734	2,713	25,553	

Capital Statement 2024–25

Transport and Main Roads						
Project	Statistical Area	Total Estimated Cost \$'000	Expenditure to 30-06-24 \$'000	Budget 2024-25 \$'000	Post 2024-25 \$'000	
Proserpine - Shute Harbour Road, Hamilton Plains, flood immunity upgrade ⁸	312	24,000	5,440	2,000	16,560	
Walkerston Bypass ⁴	312	251,700	160,577	52,320	38,803	
Other construction - Mackay Whitsunday District (Transport and Main Roads)	312			63,804	Ongoing	
Sub-total Mackay Whitsunday District				<u>163,659</u>		
Northern District						
Burdekin River Bridge, rehabilitation program ²¹	318	96,931	60,891	4,000	32,040	
Garbutt - Upper Ross Road (Riverway Drive) (Stage 2), Allambie Lane to Dunlop Street, duplicate to four lanes ⁸	318	95,000	7,140	15,011	72,849	
Garbutt - Upper Ross Road, Halliday Street to Gouldian Avenue, improve safety ³	318	43,210	715	4,339	38,156	
Hervey Range Developmental Road (Townsville - Battery), various locations, (Package 1), undertake safety upgrades ⁴	318	30,000	19,632	5,184	5,184	
Ross River Road, Mabin Street to Rolfe Street, improve safety ¹⁵	318	19,320	1,167	2,100	16,053	
Townsville Connection Road (Stuart Drive), Bowen Road Bridge (Idalia), duplicate bridge and approaches	318	99,800	5,757	20,000	74,043	
Townsville Connection Road (Stuart Drive), University Road to Bowen Road Bridge (Idalia), improve safety	318	96,000	27,895	29,550	38,555	
Other construction - Northern District (Transport and Main Roads)	318			50,305	Ongoing	
Sub-total Northern District				<u>130,490</u>		
North West District						
Burke Developmental Road (Cloncurry - Normanton), various locations, widen pavement	315	11,240	100	4,640	6,500	
Burke Developmental Road (Normanton - Dimbulah), 2023 Disaster Recovery Funding Arrangements reconstruction works ⁴	315	14,574	4,084	8,993	1,498	
Richmond - Winton Road, strengthen and widen pavement ⁴	315	13,000	8,404	1,861	2,735	
Other construction - North West District (Transport and Main Roads)	315			62,131	Ongoing	
Sub-total North West District				<u>77,625</u>		
Far North District						

Capital Statement 2024–25

Transport and Main Roads						
Project	Statistical Area	Total Estimated Cost \$'000	Expenditure to 30-06-24 \$'000	Budget 2024-25 \$'000	Post 2024-25 \$'000	
Bruce Highway (Ingham - Innisfail), Dallachy Road, install floodway ¹	306	18,000	3,419	50	14,531	
Bruce Highway, Cairns Southern Access Corridor (Stage 5), Foster Road, funding commitment ¹⁰	306	225,000	11,253	1,597	212,150	
Cairns Southern Access Cycleway, construct cycleway ²²	306	41,529	26,119	4,200	11,210	
Cairns Western Arterial Road, Redlynch Connector Road to Captain Cook Highway, funding commitment ²³	306	300,000	26,673	15,000	258,327	
Captain Cook Highway, Cairns CBD to Smithfield, funding commitment ¹⁰	306	359,000	23,728	2,605	332,667	
Gillies Range Road, widen pavement and install guardrail ⁴	306	10,935	6,561	4,374		
Gulf Developmental Road (Georgetown - Mount Garnet) (Package 4), strengthen and widen pavement ¹⁴	315	12,060	605	2,000	9,455	
Kennedy Highway (Cairns - Mareeba) and Kennedy Highway (Mareeba - Ravenshoe), upgrade intersection ⁴	306	15,000	9,000	3,000	3,000	
Kennedy Highway (Cairns - Mareeba), Barron River bridge, preconstruction ²⁴	306	15,000	200	6,000	8,800	
Kuranda Range Road, safety and resilience upgrades, funding commitment ¹⁹	306	262,500	750	2,000	259,750	
Peninsula Developmental Road (Coen - Weipa), Archer River Crossing, construct bridge ⁴	315	131,252	69,967	24,867	36,419	
Peninsula Developmental Road (Laura - Coen), Yarraden to Three Sisters (Part A), pave and seal ⁴	315	17,641	3,786	8,903	4,952	
Other construction - Far North District (Transport and Main Roads)	Various			126,812	Ongoing	
Sub-total Far North District				201,407		
Statewide District						
Cooperative and Automated Vehicles (CAV) Project	Various	45,330	5,762	10,000	29,568	
Inland Freight Route (Charters Towers to Mungindi), funding commitment ²⁵	Various	1,000,000	19,135	30,801	950,063	
Installation of Enforcement infrastructure, various locations	Various	13,244		5,244	8,000	
Local Congestion Busting Program, funding commitment ²⁶	Various	100,000		3,000	97,000	
Logan and Gold Coast Faster Rail ⁸	311	5,750,155	355,390	500,000	4,894,765	

Capital Statement 2024–25

Transport and Main Roads					
Project	Statistical Area	Total Estimated Cost \$'000	Expenditure to 30-06-24 \$'000	Budget 2024-25 \$'000	Post 2024-25 \$'000
New Generation Rollingstock, Automatic Train Operation and Platform Screen Doors fitment ²⁷	Various	275,700	89,599	83,297	102,803
New Generation Rollingstock, European Train Control System fitment, install new signalling ²⁷	Various	380,484	164,923	104,049	111,512
New Generation Rollingstock, integration and ancillary works	Various	51,600	2,560	25,240	23,800
Productivity Enhancement Program, funding commitment ²⁶	Various	100,000		3,000	97,000
Queensland Train Manufacturing Program	319	4,869,000	771,860	786,000	3,311,140
Red Light Enforcement Camera Upgrade, installation of enforcement infrastructure, funding commitment	Various	23,000	140	5,610	17,250
Transport Corridor Acquisition Fund	Various			45,400	Ongoing
Other construction - Statewide (Transport and Main Roads)	Various			165,052	Ongoing
Sub-total Statewide District				<u>1,766,694</u>	
Other Plant and Equipment					
Corporate buildings	Various			14,000	Ongoing
Information technology	Various			10,000	Ongoing
Plant and Equipment	Various			33,313	Ongoing
Sub-total Other Plant and Equipment				<u>57,313</u>	
Customer and Digital Group					
Asset replacement for Smart Service Queensland	Various			600	Ongoing
Sub-total Customer and Digital Group				<u>600</u>	
Total Property, Plant and Equipment				<u>6,217,524</u>	
Capital Grants					
Active Transport Rail Trails	Various			11,460	Ongoing
Black Spot Program	Various			26,463	Ongoing
Cycling Program	Various			44,677	Ongoing
Passenger Transport Accessible Infrastructure Program	Various			5,195	Ongoing
School Bus Upgrade Program	Various			21,586	Ongoing
School Transport Infrastructure Program	Various	55,036	32,256	6,580	16,200
Transport Infrastructure Development Scheme	Various			75,950	Ongoing

Capital Statement 2024–25

Transport and Main Roads					
Project	Statistical Area	Total Estimated Cost \$'000	Expenditure to 30-06-24 \$'000	Budget 2024-25 \$'000	Post 2024-25 \$'000
Wheelchair accessible taxi sustainability funding	Various	20,890	18,890	2,000	
Zero Emission Vehicle Action Plan	Various	55,000	47,500	7,500	
Beams Road (Carseldine and Fitzgibbon), upgrade rail level crossing ²⁸	302	235,000	37,598	56,237	141,165
Boundary Road (Coopers Plains), upgrade rail level crossing, funding commitment ²⁹	303	399,000	17,896	63,084	318,020
Lindum rail level crossing, upgrade signalisation, funding commitment ²⁸	301	40,000	8,750	3,600	27,650
Saraji Road, Phillips Creek, replace bridge ⁴	312	18,000	1,200	15,800	1,000
Capital grants - Transport and Roads	Various			337,878	Ongoing
Total Capital Grants				678,009	
ROADTEK					
Property, Plant and Equipment					
Construction Plant Works	Various			26,000	Ongoing
Total Property, Plant and Equipment				26,000	
CITEC					
Property, Plant and Equipment					
Hardware replacement	305			1,022	Ongoing
Right of use lease assets	305			18,699	Ongoing
Total Property, Plant and Equipment				19,721	
QUEENSLAND RAIL LIMITED					
Property, Plant and Equipment					
Growth - Externally Led					
Clapham Yard Stabling (Moorooka), construct stabling yard ³⁰	303	532,356	204,779	123,000	204,577
Station Upgrades Fairfield to Salisbury ³⁰	303	105,355	58,064	25,680	21,610
Inner City signalling upgrades ³⁰	Various	74,739	48,160	13,531	13,048
Mayne Yard Relocations ³⁰	305	27,337	17,307	5,190	4,839
Mayne Yard Accessibility ³⁰	305	173,411	128,839	28,794	15,779
Breakfast Creek Bridge, realign track ³⁰	305	48,455	32,733	9,188	6,534
New Generation Rollingstock compatible stabling yard upgrades	Various	76,900	2,500	26,500	47,900
Other rail network enhancements	Various			10,226	Ongoing
Other station and network improvements	Various			8,347	Ongoing
Rail station access improvements ³¹	Various	155,818	65,012	57,906	32,900

Capital Statement 2024–25

Transport and Main Roads					
Project	Statistical Area	Total Estimated Cost \$'000	Expenditure to 30-06-24 \$'000	Budget 2024-25 \$'000	Post 2024-25 \$'000
Signalling Integration Works	Various	153,259	24,908	61,351	67,000
Other park 'n' rides	Various			16,939	Ongoing
European Train Control System Signalling Program: Phase 1 (Pilot line, Tunnel, and Sector 1 to Moorooka) ³²	305	1,318,323	688,555	272,400	357,368
Other European Train Control System Level 2 - Inner City	305			36,393	Ongoing
Roma Street surface station integration ³³	305	35,000	10,443	24,557	
Other Rail Growth - External	Various			81,838	Ongoing
Growth - Internally Led					
Breakfast Creek Bridge Replacement	305	28,000	3,813	24,187	
Inner City Rail Corridor, upgrade signalling and interlocking planning ³⁴	Various	1,500	1,370	130	
Mount Isa Line, resilience improvements and track renewals	315	50,000	4,914	37,654	7,431
Cross River Rail Tunnel Maintenance Plant	Various	12,050	100	3,100	8,850
Station Accessibility Upgrades Other	Various			26,821	Ongoing
Buranda train station, Arne Street (Woolloongabba), upgrade station	303	70,079	26,581	43,448	50
Lindum train station, Sibley Road, upgrade station	301	62,381	33,774	28,109	497
Morningside train station, Waminda Street, upgrade station	305	68,025	38,016	29,734	275
Burpengary train station, Burpengary Road, upgrade station	313	45,972	31,338	14,584	50
Bundamba train station, Mining Street, upgrade station	310	53,745	34,118	19,577	50
Banyo train station, St Vincents Road, upgrade station	302	65,656	35,363	30,243	50
Albion train station, Mawarra Street, upgrade station	305	16,840	1,030	1,801	14,010
Train Crew Capacity Upgrades	Various	4,000	350	3,300	350
Queensland Train Manufacturing Program Enabling works, Ormeau ³⁵	309	246,900	840	50,186	195,874
Other Rail Growth - Internal	Various			82,457	Ongoing
Regional Network					
Maintenance of below rail assets - Townsville - Mount Isa Rail Line	Various			21,792	Ongoing
Rail Network Maintenance Program, North Coast Line, maintain below rail assets	Various			96,665	Ongoing

Capital Statement 2024–25

Transport and Main Roads						
Project	Statistical Area	Total Estimated Cost \$'000	Expenditure to 30-06-24 \$'000	Budget 2024-25 \$'000	Post 2024-25 \$'000	
Rail Network Maintenance Program, Regional network, maintain above rail assets	Various			83,789		Ongoing
Rail Network Maintenance Program, West Moreton, maintain below rail assets	Various			56,522		Ongoing
Rail Network Maintenance Program, Western region, maintain below rail assets	Various			31,962		Ongoing
South East Queensland Network						
Rail Network Maintenance Program, South East Queensland network, maintain below rail assets	Various			54,650		Ongoing
Rail Network Maintenance Program, South East Queensland network, maintain above rail assets	Various			118,081		Ongoing
Enterprise						
Enterprise Assets	Various			24,823		Ongoing
Enterprise Other	Various			31,146		Ongoing
Information and Technology	Various			31,446		Ongoing
Total Property, Plant and Equipment				<u>1,748,048</u>		
GOLD COAST WATERWAYS AUTHORITY						
Property, Plant and Equipment						
Boating Infrastructure Program, various locations	309			2,200		Ongoing
Navigational Access and Safety Program, various locations, dredging navigation channels	309			1,370		Ongoing
Plant, equipment and minor works	309			1,900		Ongoing
Spit Masterplan (Southport), northern end of Main Beach, implement spit masterplan ³⁶	309	26,536	12,541	4,622	9,373	
Total Property, Plant and Equipment				<u>10,092</u>		
CROSS RIVER RAIL DELIVERY AUTHORITY						
Property, Plant and Equipment						
Cross River Rail	305	7,669,315	6,648,927	455,322	565,066	
Total Property, Plant and Equipment				<u>455,322</u>		
Capital Grants						
Cross River Rail - third party returnable works	305	179,159	120,905	58,254		
Total Capital Grants				<u>58,254</u>		

FAR NORTH QUEENSLAND PORTS CORPORATION LIMITED

Capital Statement 2024–25

Transport and Main Roads					
Project	Statistical Area	Total Estimated Cost \$'000	Expenditure to 30-06-24 \$'000	Budget 2024-25 \$'000	Post 2024-25 \$'000
Property, Plant and Equipment					
Cairns Marine Precinct – Common User Facility	306	360,000	24,050	37,000	298,950
Cairns shipping development project - fine sediment offset	306	110,590	109,840	750	
Channel Navigation Improvements	306	12,000		10,000	2,000
Horn Island Passenger Jetty and Cargo Wharf Upgrade	315	11,100	6,000	5,100	
Marina Reconfiguration & Expansion	306	5,890		4,500	1,390
Mourilyan Land Development for Bulk Cargo	306	5,000		2,500	2,500
Plant, equipment and minor works	306			610	Ongoing
Smith's Creek Cargo Land Consolidation	306	12,050	50	3,000	9,000
Tingira Street Subdivision Development	306	15,778	5,138	1,450	9,190
Tingira Street Warehouse/Shops	306			5,000	Ongoing
Total Property, Plant and Equipment				<u>69,910</u>	
GLADSTONE PORTS CORPORATION LIMITED					
Property, Plant and Equipment					
Auckland Point 3 projects	308			2,890	Ongoing
Auckland Point Central projects	308			300	Ongoing
Barney Point projects	308			2,500	Ongoing
Gladstone Ports Corporation Limited - Northern Land Expansion Project	308	116,000	10,000	33,875	72,125
Information systems projects	308			3,025	Ongoing
Marina projects	308			950	Ongoing
Marine pilot services projects	308			3,500	Ongoing
Plant, equipment and minor works	308			2,285	Ongoing
Port Alma projects	308			3,865	Ongoing
Port Services projects	308			650	Ongoing
Quarry projects	308			2,200	Ongoing
RG Tanna Coal Terminal Projects					
Conveyor life extension	308			140	Ongoing
Process control systems, stockpile management and upgrades	308			54,922	Ongoing
Ship loader (SL1) replacement	308	63,921		5,392	58,529
Right-of-use lease assets	308			5,472	Ongoing
Tug facility projects	308	1,416	774		642
Total Property, Plant and Equipment				<u>121,966</u>	

Capital Statement 2024–25

Transport and Main Roads

Project	Statistical Area	Total Estimated Cost \$'000	Expenditure to 30-06-24 \$'000	Budget 2024-25 \$'000	Post 2024-25 \$'000
NORTH QUEENSLAND BULK PORTS CORPORATION LIMITED					
Property, Plant and Equipment					
5 Yearly Dredging at Hay Point	312			3,329	Ongoing
Bowen Wharf - planning and designs	312	4,961	961	2,000	2,000
Grain rail loop end of life upgrade	312	2,000		2,000	
Hydrogen trade studies	312			250	Ongoing
Louisa Creek Acquisition Program	312			1,052	Ongoing
Marine Offloading Facility Expansion - Stage 1	312	4,046	46	2,000	2,000
Middle Breakwater Fuel Line Supports Replacement	312	6,667	667	6,000	
Mulherin Park Improvement	312			250	Ongoing
New Container Heavy Duty Laydown Area	312	18,000		8,000	10,000
North Queensland Bulk Ports Corporation Limited - Port Development General	312			2,529	Ongoing
Port of Mackay New Administration Building	312			2,500	Ongoing
Wharf 1 Laydown Area	312			1,000	Ongoing
Wharf 1 Western Deck Extension - planning	312	1,900		1,000	900
Wharf 5 Dolphin Walkways	312	1,500		1,500	
Total Property, Plant and Equipment				33,410	
PORT OF TOWNSVILLE LIMITED					
Property, Plant and Equipment					
Channel capacity upgrade	318	251,180	232,809	18,371	
Other infrastructure and maintenance works	318			13,198	Ongoing
Plant, equipment and minor works	318			2,992	Ongoing
Road network upgrades	318			7,919	Ongoing
Wharf facilities upgrades	318			13,555	Ongoing
Total Property, Plant and Equipment				56,036	
TOTAL TRANSPORT AND MAIN ROADS (PPE)				8,758,028	
TOTAL TRANSPORT AND MAIN ROADS (CG)				736,263	

Notes:

1. Jointly funded with the Australian Government. The project is in the post-business case stage, with cost and timing subject to confirmation following market engagement and consideration. Funding splits under negotiation.
2. Jointly funded with the Australian Government. The project has a business case, with scope, cost and timing subject to further project development and site investigations, and consideration and negotiation with the Australian Government, including funding splits.
3. The project is in the post-business case stage, with cost and timing subject to confirmation following market

engagement and consideration.

4. Jointly funded with the Australian Government.
5. This project is being delivered as a Public Private Partnership. Jointly funded with the Australian Government and Gold Coast City Council.
6. Jointly funded with the Australian Government. The project is in the post-business case stage, with cost and timing subject to confirmation following market engagement and consideration. It includes an agreed contribution from Queensland Rail.
7. Jointly funded with the Australian Government. Project scope, cost and timing are subject to further planning and consideration.
8. Jointly funded with the Australian Government. The project is in the post-business case stage, with cost and timing subject to confirmation following market engagement and consideration.
9. Includes an agreed contribution from Queensland Rail of \$73 million.
10. Jointly funded with the Australian Government. The project is in the pre-business case stage, with scope, cost and timing subject to further planning and business case development, and consideration.
11. Jointly funded with the Australian Government. Funding contributions subject to further consideration and negotiation with the Australian Government.
12. Jointly funded with the Australian Government and Brisbane City Council. The project is in the pre-business case stage, with scope, cost and timing subject to further planning and business case development, and consideration and negotiation with the Australian Government and Brisbane City Council.
13. The project is in the pre-business case stage, with scope, cost and timing subject to further planning and business case development, and consideration.
14. Jointly funded with the Australian Government. The project has a business case, with scope, cost and timing subject to further project development and site investigations, and consideration.
15. The project has a business case, with scope, cost and timing subject to further project development and site investigations, and consideration.
16. Jointly funded with the Australian Government. The project has a business case, with scope, cost and timing subject to further project development and site investigations, and consideration. Stage 1 is expected to cost between \$5.5 billion to \$7 billion, with cost estimates to be finalised following further design development, market engagement and procurement.
17. The project has a business case, with scope, cost and timing subject to further project development and site investigations, and consideration and negotiation with the Sunshine Coast Council.
18. Project details and timing subject to further planning and negotiation with funding partners.
19. Jointly funded with the Australian Government. Project details and timing subject to further planning and negotiation with the Australian Government.
20. Jointly funded with the Australian Government. Construction of the Mackay Ring Road is complete, with remaining works associated with the connection to Bald Hill Road.
21. Jointly funded with the Australian Government. Includes an agreed contribution from Queensland Rail.
22. Jointly funded with the Australian Government. Forms part of the Bruce Highway, Cairns Southern Access Stage 2 (Robert Road to Foster Road) project.
23. Jointly funded with the Australian Government. The project has a business case, with scope, cost and timing subject to further project development and site investigations, and consideration and negotiation with the Australian Government.
24. Funding is for progressing pre-construction activities only. Project details, cost and timing subject to further planning and consideration.
25. Jointly funded with the Australian Government. Queensland Government has commenced early works package.
26. Project details and timing subject to further planning.
27. This project is being delivered as a Public Private Partnership.
28. Jointly funded with the Australian Government and Brisbane City Council.
29. Jointly funded with the Australian Government and Brisbane City Council. The project has a business case, with scope, cost and timing subject to further project development and site investigations, and consideration and negotiation with the Australian Government and Brisbane City Council.
30. This project is being delivered by Cross River Rail Delivery Authority.
31. Rail station access improvements include Roma Street subway, Dutton Park train station and Boggo Road train station.
32. This is the same project as European Control System Level 2, but also includes new cyber security/operational readiness scope, full integration with other Cross River Rail contract schedules to Moorooka, and addresses inflationary signalling costs. There is also a reallocation of \$47m of funding from QR's existing Network Efficiencies program.
33. This project is delivered by the Department of Transport and Main Roads.
34. This project will undertake initial planning works for future funding consideration.

Capital Statement 2024–25

35. The Ormeau Mainline Connection Works and Ormeau Feeder Substation have been merged to form Queensland Train Manufacturing Program Enabling works
36. This capital value makes up part of the overall \$60 million Spit Master Plan works program being implemented by Gold Coast Waterways Authority and other delivery entities.

3.21 TREATY, ABORIGINAL AND TORRES STRAIT ISLANDER PARTNERSHIPS, COMMUNITIES AND THE ARTS

The Treaty, Aboriginal and Torres Strait Islander Partnerships, Communities and the Arts portfolio includes the Department of Treaty, Aboriginal and Torres Strait Islander Partnerships, Communities and the Arts together with Arts Queensland, and statutory bodies reporting to the Minister for Treaty, Minister for Aboriginal and Torres Strait Islander Partnerships, Minister for Communities and Minister for the Arts.

The portfolio's capital purchases for 2024-25 are \$130.5 million. The portfolio's capital grants for 2024-25 are \$14.2 million.

The government has set aside \$12 million, held centrally, for the Queensland Cultural Centre capital works to support asset renewal works, compliance upgrade and safety improvements in 2024-25.

Department of Treaty, Aboriginal and Torres Strait Islander Partnerships, Communities and the Arts

Total capital purchases for the Department of Treaty, Aboriginal and Torres Strait Islander Partnerships, Communities and the Arts are \$119.6 million in 2024-25. Total capital grants for the department are \$14.2 million in 2024-25.

Program Highlights (Property, Plant and Equipment)

- \$30.7 million for capital asset renewal works, compliance upgrades and safety improvements and amenities upgrades across the Queensland Cultural Centre. An additional \$12 million is being held centrally for capital asset renewal works during 2024-25.
- \$20.4 million for stage 2 end of life asset replacement and renewal works at the Queensland Cultural Centre.
- \$21.8 million to continue a program of works to progress the establishment of new and replacement neighbourhood centres throughout Queensland including Manunda, Agnes Water, Kowanyama, Emerald, Manoora and Labrador.
- \$11.8 million for end of life asset replacement and building fabric renewal works at the Queensland Cultural Centre.
- \$8 million to deliver priority infrastructure projects across state owned arts and cultural facilities as part of the Arts Infrastructure Investment Fund.
- \$6.8 million to continue with upgrades to existing neighbourhood centres and other key social infrastructure.
- \$5.4 million to continue delivery of the new performing arts venue at the Queensland Performing Arts Centre, benefiting Queensland artists and audiences.
- \$3.5 million towards the upgrade of the Mount Isa Diversionary Centre to enable a specific service offering for women.
- \$3.2 million towards the construction of a new neighbourhood centre in Rockhampton.
- \$3.1 million to deliver security enhancement measures across the Queensland Cultural Centre precinct.
- \$2.4 million to complete the redevelopment of the Bribie Island Neighbourhood Centre.
- \$1.2 million to complete the reconfiguration of the Grey and Russell Street intersection, South Brisbane to enhance vehicular access to the Queensland Performing Arts Centre.

Capital Statement 2024–25

- \$707,000 for fit-out works and other property, plant and equipment to support the department's office accommodation requirements.
- \$500,000 for the acquisition of property, plant and equipment to support whole-of-department service delivery.

Program Highlights (Capital Grants)

- \$6.7 million towards the construction of the Coen Art Centre.
- \$5 million for capital grants in 2024-25 available to small to medium Gold Coast screen businesses with capital grants between \$250,000 and \$750,000, supporting infrastructure works and new or upgraded capital equipment that directly supports screen industry growth on the Gold Coast.
- \$2 million for the Orange Sky Headquarters of the Future.
- \$500,000 for the Queensland Remembers Grants Program, to support ex-service organisations and not-for-profit organisations that provide services to veterans to upgrade their building, facilities and equipment.

Library Board of Queensland

The Library Board of Queensland has capital purchases of \$2.2 million in 2024-25, to purchase heritage collections, information collections, intangible assets in the form of digital collections, and replace information technology equipment.

Program Highlights (Property, Plant and Equipment)

- \$1.6 million to acquire new items for the digital, heritage and information collections.
- \$638,000 to replace information technology equipment.

Queensland Art Gallery

The Queensland Art Gallery has capital purchases of \$2.8 million in 2024-25, for the acquisition of artworks for the State Art Collection, and for life-cycle replacement of other property, plant and equipment assets.

Program Highlights (Property, Plant and Equipment)

- \$2.5 million for artwork acquisitions.
- \$300,000 to replace other property, plant and equipment.

Queensland Performing Arts Trust

The Queensland Performing Arts Trust has capital purchases of \$4 million in 2024-25, for strategic capability enhancements to technical equipment, towards service of spaces offered by the Melbourne Street Green Cafe, as well as life-cycle replacement of other property, plant and equipment assets.

Program Highlights (Property, Plant and Equipment)

- \$1 million for the lifecycle replacement of operational property, plant and equipment assets, such as theatre equipment and food and beverage equipment.
- \$1 million to service the dining, event and entertainment spaces offered by the Melbourne Street Green Cafe.
- \$2 million for purchases to drive the strategic capability enhancement of specialised

Capital Statement 2024–25

technical equipment.

Queensland Museum

The Queensland Museum has capital purchases of \$1.9 million in 2024-25 to effectively safeguard the State Collection and preserve State-owned infrastructure.

Program Highlights (Property, Plant and Equipment)

- \$1.7 million for building fabric works at Queensland Museum Cobb+Co and the Queensland Museum Rail Workshops.
- \$200,000 for lifecycle replacement of operational property, plant and equipment.

Treaty, Aboriginal and Torres Strait Islander Partnerships, Communities and the Arts

Project	Statistical Area	Total Estimated Cost \$'000	Expenditure to 30-06-24 \$'000	Budget 2024-25 \$'000	Post 2024-25 \$'000
DEPARTMENT OF TREATY, ABORIGINAL AND TORRES STRAIT ISLANDER PARTNERSHIPS, COMMUNITIES AND THE ARTS					
Property, Plant and Equipment					
Treaty, Aboriginal and Torres Strait Islander Partnerships, Communities and the Arts					
Land and building acquisitions and upgrades	Various			500	Ongoing
Fit-out and minor capital works	Various			402	Ongoing
Community Services					
New and replacement Neighbourhood Centres	Various			21,824	Ongoing
Community Services - General property upgrades	Various			6,820	Ongoing
Community Services - Office accommodation, fixtures and fittings	Various			305	Ongoing
Mount Isa Diversionary Centre upgrade	315	4,000	500	3,500	
Rockhampton Neighbourhood Centre	308	4,556	1,376	3,180	
Bribie Island Neighbourhood Centre	313	2,850	450	2,400	
Arts Queensland					
New Performing Arts Venue at QPAC ¹	305	159,000	153,558	5,442	
Queensland Cultural Centre – Capital works, asset upgrades and refurbishment projects ²	305	53,700	2,131	30,719	20,850
Queensland Cultural Centre critical infrastructure works - Stage 2 2021 to 2025	305	30,519	10,133	20,386	
Queensland Cultural Centre - End of life asset replacement and building fabric renewal works	305	11,750		11,750	
Queensland Cultural Centre – Security upgrades	305	4,010	870	3,140	

Capital Statement 2024–25

Treaty, Aboriginal and Torres Strait Islander Partnerships, Communities and the Arts

Project	Statistical Area	Total Estimated Cost \$'000	Expenditure to 30-06-24 \$'000	Budget 2024-25 \$'000	Post 2024-25 \$'000
Arts Infrastructure Investment Fund - Stage 2 2021 to 2024	305	9,509	1,461	8,048	
Realignment of Grey and Russell Street Intersection	305	1,400	221	1,179	
Total Property, Plant and Equipment				119,595	
Capital Grants					
Screen Queensland Capital Grants Program, Gold Coast	309	5,000		5,000	
Orange Sky	Various	3,000	1,000	2,000	
Queensland Remembers Grants Program	Various	5,108	3,258	500	1,350
Coen Art Centre	315	8,178		6,678	1,500
Total Capital Grants				14,178	
LIBRARY BOARD OF QUEENSLAND					
Property, Plant and Equipment					
Information technology equipment	305			638	Ongoing
Information collection	305			349	Ongoing
Heritage collection	305			465	Ongoing
Digital collection	305			795	Ongoing
Total Property, Plant and Equipment				2,247	
QUEENSLAND ART GALLERY					
Property, Plant and Equipment					
Acquisitions for the Queensland Art Gallery's collection	305			2,500	Ongoing
Ongoing replacement of plant and equipment	305			300	Ongoing
Total Property, Plant and Equipment				2,800	
QUEENSLAND PERFORMING ARTS TRUST					
Property, Plant and Equipment					
Lifecycle replacement of operational property, plant and equipment	305			1,000	Ongoing
Strategic capability specialised technical equipment	305	5,940	500	1,970	3,470
Queensland Performing Arts Venue - Melbourne Street Green Café	305	1,700	700	1,000	
Total Property, Plant and Equipment				3,970	
QUEENSLAND MUSEUM					
Property, Plant and Equipment					

Capital Statement 2024–25

Treaty, Aboriginal and Torres Strait Islander Partnerships, Communities and the Arts

Project	Statistical Area	Total Estimated Cost \$'000	Expenditure to 30-06-24 \$'000	Budget 2024-25 \$'000	Post 2024-25 \$'000
Building fabric works at Queensland Museum Cobb+Co and the Queensland Museum Rail Workshops	Various	4,950		1,675	3,275
Lifecycle replacement of operational property, plant and equipment	305			200	Ongoing
Total Property, Plant and Equipment				1,875	
TOTAL TREATY, ABORIGINAL AND TORRES STRAIT ISLANDER PARTNERSHIPS, COMMUNITIES AND THE ARTS (PPE)				130,487	
TOTAL TREATY, ABORIGINAL AND TORRES STRAIT ISLANDER PARTNERSHIPS, COMMUNITIES AND THE ARTS (CG)				14,178	

Notes:

1. The Total Estimated Cost of \$184 million, includes a State Contribution of \$159 million and a contribution by the Queensland Performing Arts Trust of \$25 million.
2. An additional \$12 million held centrally, will also contribute to the Queensland Cultural Centre capital works in support of asset renewal works, compliance upgrade and safety improvements in 2024-25, as part of total capital funding of \$65.7 million.

3.22 YOUTH JUSTICE

Department of Youth Justice

The capital works program for the Department of Youth Justice is \$221.1 million in 2024-25. These funds provide the infrastructure to support young people and help prevent and respond to crime and violence.

Program Highlights (Property, Plant and Equipment)

- \$185.1 million for the continued construction of the Woodford Youth Detention Centre.
- \$36.1 million for ongoing upgrades and minor works to Youth Detention centres and Youth Justice services centres.

Youth Justice					
Project	Statistical Area	Total Estimated Cost \$'000	Expenditure to 30-06-24 \$'000	Budget 2024-25 \$'000	Post 2024-25 \$'000
DEPARTMENT OF YOUTH JUSTICE					
Property, Plant and Equipment					
Woodford Youth Detention Centre - 80 bed construction project	313	627,610	27,264	185,050	415,296
Woodford Youth Detention Centre - establishment costs	313	409			409
Youth Justice facilities	Various			36,064	Ongoing
Total Property, Plant and Equipment				221,114	
TOTAL YOUTH JUSTICE (PPE)				221,114	

Appendices

Appendix A: Entities included in capital outlays 2024–25

Agriculture and Fisheries

- Department of Agriculture and Fisheries
- Queensland Racing Integrity Commission

Child Safety, Seniors and Disability Services

- Department of Child Safety, Seniors and Disability Services

Education

- Department of Education
- Queensland Curriculum and Assessment Authority

Employment, Small Business and Training

- Department of Employment, Small Business and Training
- TAFE Queensland

Energy and Climate

- Department of Energy and Climate
- CleanCo Queensland Limited
- CS Energy Limited
- Energy Queensland Limited
- Powerlink Queensland
- Queensland Hydro Pty Ltd
- Stanwell Corporation Limited

Environment, Science and Innovation

- Department of Environment, Science and Innovation

Housing, Local Government, Planning and Public Works

- Department of Housing, Local Government, Planning and Public Works

Justice and Attorney-General

- Department of Justice and Attorney-General
- Crime and Corruption Commission
- Legal Aid Queensland

- Public Trustee of Queensland
- Office of the Queensland Ombudsman

Legislative Assembly of Queensland

- Legislative Assembly of Queensland

Premier and Cabinet

- Department of the Premier and Cabinet

Queensland Corrective Services

- Queensland Corrective Services

Queensland Fire Department

- Queensland Fire Department
- Queensland Reconstruction Authority

Queensland Health

- Queensland Health and Hospital and Health Services
- Council of the Queensland Institute of Medical Research

Queensland Police Service

- Queensland Police Service

Queensland Treasury

- Queensland Treasury

Regional Development, Manufacturing and Water

- Department of Regional Development, Manufacturing and Water
- Gladstone Area Water Board
- Mount Isa Water Board
- Seqwater
- SunWater Limited

Resources

- Department of Resources

State Development and Infrastructure

- Department of State Development and Infrastructure
- Economic Development Queensland
- South Bank Corporation

Tourism and Sport

- Department of Tourism and Sport

- Stadiums Queensland

Transport and Main Roads

- Department of Transport and Main Roads
- RoadTek
- CITEC
- Queensland Rail Limited
- Gold Coast Waterways Authority
- Cross River Rail Delivery Authority
- Far North Queensland Ports Corporation Limited
- Gladstone Ports Corporation Limited
- North Queensland Bulk Ports Corporation Limited
- Port of Townsville Limited

Treaty, Aboriginal and Torres Strait Islander Partnerships, Communities and the Arts

- Department of Treaty, Aboriginal and Torres Strait Islander Partnerships, Communities and the Arts
- Library Board of Queensland
- Queensland Art Gallery
- Queensland Performing Arts Trust
- Queensland Museum

Youth Justice

- Department of Youth Justice

Appendix B: Key concepts and coverage

Coverage of the capital statement

Under accrual output budgeting, capital is the stock of assets including property, plant and equipment and intangible assets that any agency owns and/or controls and uses in the delivery of services, as well as capital grants made to other entities. The following definitions are applicable throughout this document:

- **capital purchases** – property, plant and equipment outlay as per the financial statements excluding asset sales, depreciation and revaluations
- **capital grants** – capital grants to other entities and individuals (excluding grants to other government departments and statutory bodies)
- **right of use assets** – property, plant and equipment to which government agencies have a right to use through lease or similar arrangements.

Capital contingency

Consistent with the approach adopted in previous years, a capital contingency reserve has been included. This reserve recognises that while agencies budget to fully use their capital works allocation, circumstances such as project lead-in times, project management constraints, unexpected weather conditions and capacity constraints such as the supply of labour and materials may prevent full usage. On a whole-of-government basis, there is likely to be underspending, resulting in a carry-over of capital allocations.

Estimated jobs supported by capital works

The \$27.1 billion capital works program in 2024–25 is estimated to directly support around 72,000 jobs, equating to around 66,600 full-time equivalent jobs. The estimate of jobs supported by the Government's capital works program in 2024–25 is based on Queensland Treasury's Guidelines for estimating the full-time equivalent (FTE) jobs directly supported by the construction component of the capital works program.

The estimate of jobs supported by the capital works program is presented both in terms of FTEs and total jobs. Further, in some cases, jobs estimates quoted for specific projects throughout the Capital Statement and in other budget papers may reflect other approaches, including proponents' estimates or project specific information, rather than the methodology in the Queensland Treasury Guidelines for estimating jobs supported by capital works.

Appendix C: Capital purchases by entity by region 2024–25¹

Entity ²	Brisbane and Redlands					Sub total \$'000
	East \$'000	North \$'000	South \$'000	West \$'000	Inner city \$'000	
Agriculture and Fisheries	3,861	361	1,406	305	5,004	10,937
Child Safety, Seniors and Disability Services	771	715	1,202	603	961	4,252
Education	63,981	45,970	75,816	61,759	74,825	322,351
Employment, Small Business and Training	2,699	14,425	4,207	2,110	3,363	26,805
Energy and Climate	59,027	95,254	106,574	46,524	642,721	950,108
Environment, Science and Innovation	3,906	2,117	3,561	1,786	2,847	14,217
Housing, Local Government, Planning and Public Works	27,232	18,431	27,580	21,344	58,076	152,664
Justice and Attorney-General	2,374	2,200	3,700	1,856	12,930	23,059
Legislative Assembly of Queensland	3,646	3,646
Premier and Cabinet	1,060	1,060
Queensland Corrective Services	4,851	4,495	7,560	3,793	6,044	26,744
Queensland Fire Department	3,178	2,945	4,953	2,485	21,460	35,020
Queensland Health	87,457	90,000	104,389	32,595	282,792	597,233
Queensland Police Service	16,797	15,565	26,178	13,133	20,928	92,601
Queensland Treasury
Regional Development, Manufacturing and Water	1,463	1,355	12,279	1,144	1,822	18,063
Resources	739	685	1,152	578	921	4,075
State Development and Infrastructure	6,655	47,155	8,080	79	16,274	78,244
Tourism and Sport	2,780	2,576	4,408	2,174	3,464	15,403
Transport and Main Roads	161,432	216,499	361,513	140,956	1,151,040	2,031,440
Treaty, Aboriginal and Torres Strait Islander Partnerships, Communities and the Arts	1,363	1,263	2,124	1,066	91,579	97,395
Youth Justice	1,647	1,526	2,566	1,287	2,052	9,078
Other Agencies ³	40	38	64	32	52	227
Anticipated capital contingency reserve and other adjustments ⁴						
Funds allocated	420,869	524,464	706,620	312,326	2,237,041	4,201,320

Notes

1. Numbers may not add due to rounding and allocations of adjustments.
2. Includes all associated statutory bodies.
3. Includes other government entities with non-material capital programs.
4. The anticipated contingency reserve and other adjustments have been spread across statistical areas proportionate to capital spends.

Capital Statement 2024–25

Entity ²	Ipswich \$'000	Wide Bay \$'000	DD Maranoa \$'000	Darling Downs Toowoomba \$'000	Sub total \$'000	Gold Coast \$'000
Agriculture and Fisheries	670	1,259	3,004	3,357	6,361	1,108
Child Safety, Seniors and Disability Services	5,387	966	406	508	913	2,157
Education	176,061	49,176	30,214	18,981	49,195	134,375
Employment, Small Business and Training	4,637	3,381	1,421	1,776	3,197	7,550
Energy and Climate	476,092	2,008,896	683,339	161,189	844,528	265,201
Environment, Science and Innovation	3,925	14,582	6,202	1,504	7,706	8,241
Housing, Local Government, Planning and Public Works	39,198	45,336	10,942	13,746	24,687	65,462
Justice and Attorney-General	4,078	2,974	1,249	1,562	2,812	6,640
Legislative Assembly of Queensland
Premier and Cabinet
Queensland Corrective Services	107,516	6,077	2,553	3,193	5,746	18,149
Queensland Fire Department	14,160	8,881	3,723	7,092	10,814	8,890
Queensland Health	87,187	139,226	32,692	224,640	257,332	304,287
Queensland Police Service	246,435	26,974	18,840	11,055	29,895	46,985
Queensland Treasury
Regional Development, Manufacturing and Water	244,086	111,456	770	56,984	57,753	34,591
Resources	1,270	926	389	486	875	2,067
State Development and Infrastructure	2,255	127	53	67	120	22,978
Tourism and Sport	4,777	3,483	1,463	1,830	3,293	7,777
Transport and Main Roads	230,137	1,111,980	213,229	201,890	415,118	1,644,789
Treaty, Aboriginal and Torres Strait Islander Partnerships, Communities and the Arts	3,179	1,707	717	1,735	2,452	3,813
Youth Justice	2,829	2,063	867	1,084	1,950	4,606
Other Agencies ³	65	52	21	28	49	111
Funds allocated	1,539,164	3,293,893	941,858	663,244	1,605,102	2,410,056

Notes

1. Numbers may not add due to rounding and allocations of adjustments.
2. Includes all associated statutory bodies.
3. Includes other government entities with non-material capital programs.
4. The anticipated contingency reserve and other adjustments have been spread across statistical areas proportionate to capital spends.

Capital Statement 2024–25

Entity ²	Logan - Beaudesert	Mackay - Whitsunday	Outback and Far North Queensland		Central Queensland
	\$'000	\$'000	Outback	Cairns	\$'000
			\$'000	\$'000	Sub total
			\$'000	\$'000	\$'000
Agriculture and Fisheries	646	864	266	1,493	1,759
Child Safety, Seniors and Disability Services	1,196	570	249	839	1,087
Education	106,112	44,140	23,739	56,486	80,224
Employment, Small Business and Training	7,704	1,996	3,370	17,735	21,105
Energy and Climate	267,735	779,371	703,835	294,054	997,889
Environment, Science and Innovation	3,545	5,190	20,737	7,176	27,913
Housing, Local Government, Planning and Public Works	46,468	29,156	41,895	132,695	174,589
Justice and Attorney-General	17,204	1,756	765	2,581	3,347
Legislative Assembly of Queensland
Premier and Cabinet
Queensland Corrective Services	17,526	3,588	4,264	5,275	9,539
Queensland Fire Department	5,531	11,100	5,225	8,206	13,430
Queensland Health	128,567	46,959	56,262	109,640	165,902
Queensland Police Service	26,060	26,761	13,714	20,521	34,235
Queensland Treasury
Regional Development, Manufacturing and Water	3,356	15,331	8,375	1,590	9,965
Resources	1,147	547	1,038	1,954	2,993
State Development and Infrastructure	157	325	33	110	143
Tourism and Sport	4,314	2,056	896	14,023	14,920
Transport and Main Roads	815,583	254,893	303,438	261,986	565,424
Treaty, Aboriginal and Torres Strait Islander Partnerships, Communities and the Arts	2,115	1,008	3,939	1,482	5,422
Youth Justice	2,555	1,218	531	1,791	2,321
Other Agencies ³	65	31	13	43	56
Anticipated capital contingency reserve and other adjustments ⁴					
Funds allocated	1,356,433	1,141,720	1,109,821	874,470	1,984,291
					2,085,315

Notes

1. Numbers may not add due to rounding and allocations of adjustments.
2. Includes all associated statutory bodies.
3. Includes other government entities with non-material capital programs.
4. The anticipated contingency reserve and other adjustments have been spread across statistical areas proportionate to capital spends.

Capital Statement 2024–25

Entity ²	Sunshine Coast \$'000	Moreton Bay South \$'000	Moreton Bay North \$'000	Sub total \$'000	Townsville \$'000	Totals ¹ \$'000
Agriculture and Fisheries	1,249	1,402	363	1,765	675	32,418
Child Safety, Seniors and Disability Services	1,325	864	718	1,582	788	20,952
Education	78,788	46,297	66,234	112,531	56,382	1,275,608
Employment, Small Business and Training	4,639	3,025	2,513	5,538	6,560	95,656
Energy and Climate	272,328	59,540	52,856	112,396	680,202	8,685,588
Environment, Science and Innovation	5,027	4,182	2,127	6,309	3,373	102,181
Housing, Local Government, Planning and Public Works	31,450	35,247	32,079	67,326	47,649	757,341
Justice and Attorney-General	4,080	2,660	2,210	4,871	2,927	75,985
Legislative Assembly of Queensland	3,646
Premier and Cabinet	1,060
Queensland Corrective Services	8,337	5,437	4,516	9,953	10,159	227,906
Queensland Fire Department	12,262	5,112	2,959	8,070	7,249	138,402
Queensland Health	83,610	81,044	52,381	133,426	92,673	2,166,612
Queensland Police Service	33,229	18,824	18,029	36,853	47,552	663,410
Queensland Treasury	40,978	40,978
Regional Development, Manufacturing and Water	80,245	1,639	15,659	17,298	81,409	1,037,756
Resources	1,270	828	688	1,516	1,725	19,107
State Development and Infrastructure	25,549	114	94	208	304	142,783
Tourism and Sport	4,778	3,116	2,589	5,705	2,843	71,969
Transport and Main Roads	461,137	81,543	323,051	404,594	264,386	8,758,028
Treaty, Aboriginal and Torres Strait Islander Partnerships, Communities and the Arts	2,342	3,927	1,269	5,196	1,393	130,487
Youth Justice	2,830	186,895	1,533	188,428	1,683	221,114
Other Agencies ³	69	46	38	84	39	886
Funds allocated	1,037,197	504,147	541,524	1,045,672	1,257,198	22,957,860

Notes

1. Numbers may not add due to rounding and allocations of adjustments.
2. Includes all associated statutory bodies.
3. Includes other government entities with non-material capital programs.
4. The anticipated contingency reserve and other adjustments have been spread across statistical areas proportionate to capital spends.

\$1,000
OFF
YOUR
ENERGY
BILL

20% OFF
YOUR REGO

50c
FARES

budget.qld.gov.au



Queensland
Government

Queensland Budget 2023–24

Capital Statement Budget Paper No.3

budget.qld.gov.au